

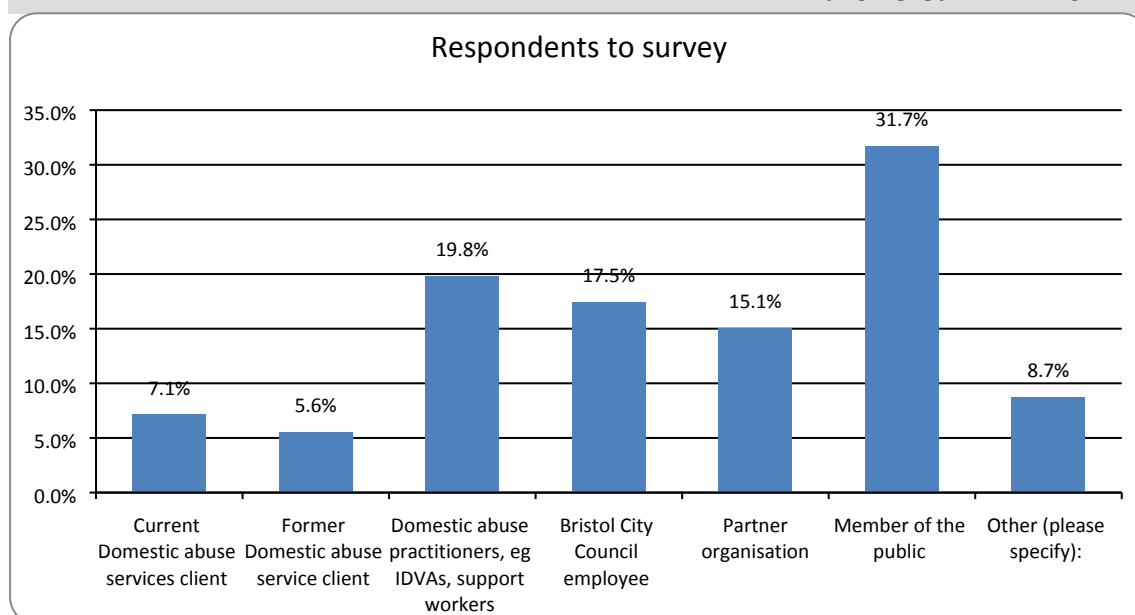
## Appendix 1 - Statistical Analysis of a consultation exercise into the banding on Home Choice Bristol for victims of Domestic Violence and Abuse within current BCC Allocations Scheme

### Background

In September/October 2016 it was agreed that a consultation exercise be commissioned to collect citywide views on the position of victims of domestic abuse within Bristol's Housing Allocations Scheme. Respondents were invited to comment between 20<sup>th</sup> October 2016 and 6<sup>th</sup> January 2017. This report summarises the statistical findings of the consultation.

### Question 1- You are responding as;

1	Current Domestic abuse services client	7.1%	9
2	Former Domestic abuse service client	5.6%	7
3	Domestic abuse practitioners, eg IDVAs, support workers	19.8%	25
4	Bristol City Council employee	17.5%	22
5	Partner organisation	15.1%	19
6	Member of the public	31.7%	40
7	Other (please specify):	8.7%	11
<b>answered</b>			<b>126</b>

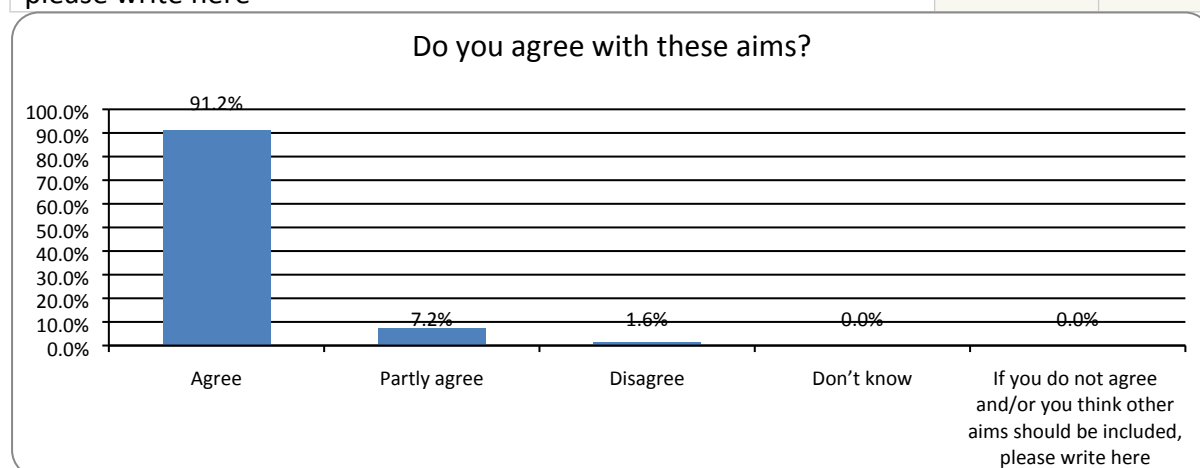


Total of 126 respondents. Largest group (40) are *members of the public*. 25 respondents identified as domestic abuse practitioners. 22 respondents identified as Bristol City Council employees. 16 respondents identified as current or former users of domestic abuse services.

**Question 2** - The aims of the policy are to significantly reduce the length of time it takes to rehouse high risk victims of domestic abuse and by doing this to increase the availability of

refuge/safe house places so more households can benefit from this safe and supportive environment - do you agree with these aims ?

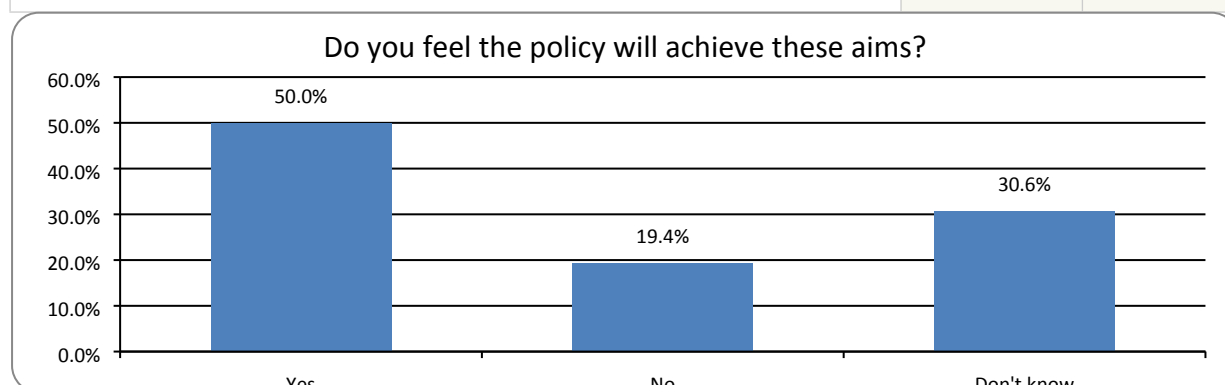
Agree	91.2%	114
Partly agree	7.2%	9
Disagree	1.6%	2
Don't know	0.0%	0
If you do not agree and/or you think other aims should be included, please write here	0.0%	0



This question attracts a very strong response in agreement with the aims set out in the question.

**Question 3** - The aims of the policy are to significantly reduce the length of time it takes to rehouse high risk victims of domestic abuse and by doing this to increase the availability of refuge/safe house places so more households can benefit from this safe and supportive environment - Do you feel the policy will achieve these aims?

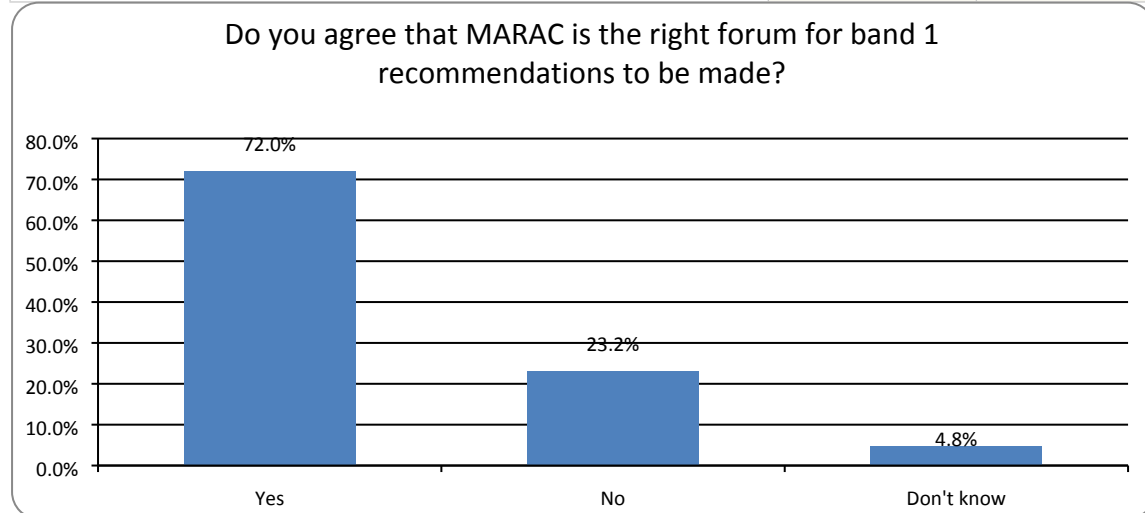
Yes	50.0%	62
No	19.4%	24
Don't know	30.6%	38



The response to this question indicates that whilst there is agreement that the change in policy will increase availability there appears to be a level of scepticism from some respondents as to whether this can be achieved.

**Question 4** - Do you agree that the MARAC is the right forum for band 1 recommendations to be made?

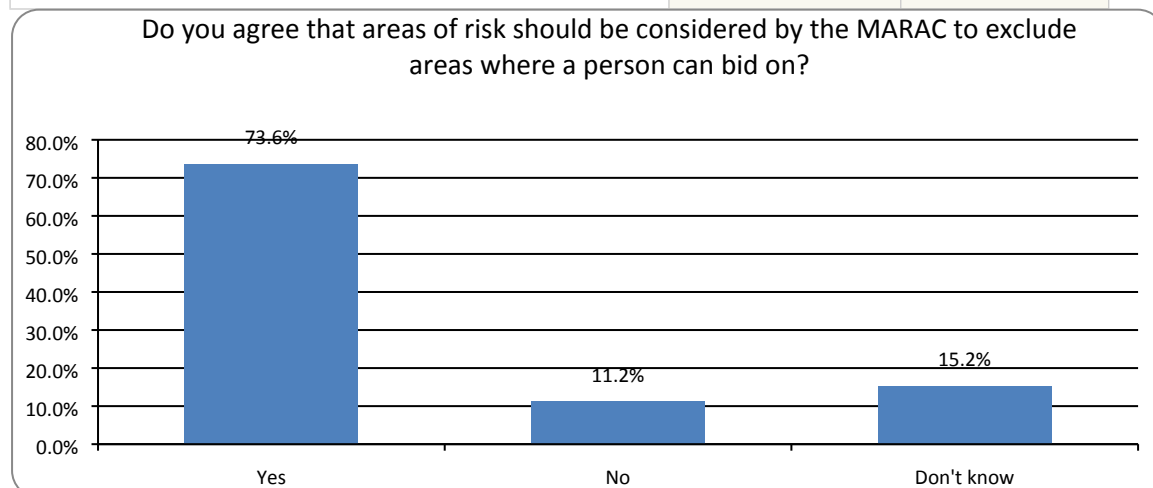
Yes	72.0%	90
No	23.2%	29
Don't know	4.8%	6



Responses indicate a strong agreement with the statement that the MARAC is the correct forum for band 1 recommendations.

**Question 5** - Do you agree that areas of risk should be considered by the MARAC to exclude areas where a person can bid on?

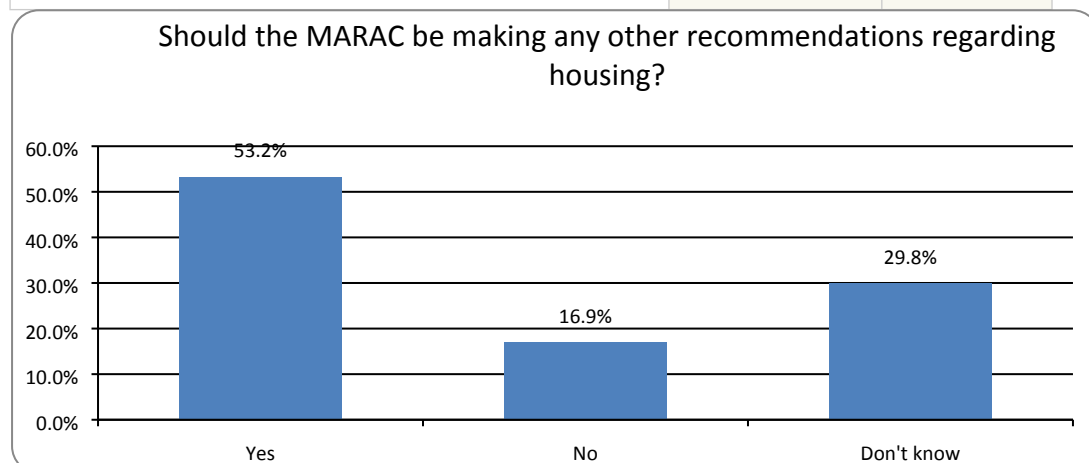
Yes	73.6%	92
No	11.2%	14
Don't know	15.2%	19



Responses indicate a strong agreement with the statement that areas of risk should be considered by the MARAC to exclude areas where a person can place a bid

**Question 6** - Should the MARAC be making any other recommendations regarding housing?

Yes	53.2%	66
No	16.9%	21
Don't know	29.8%	37

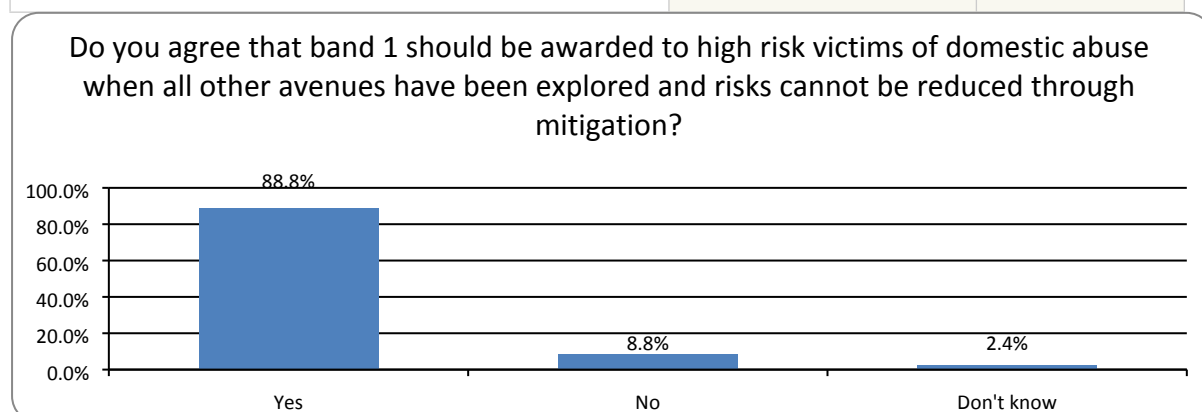


The response indicates support for the statement that the MARAC should be making other recommendations regarding housing. Significant number of no/don't know respondents

**Question 7** - Do you have any further comments about the role of the MARAC? - There were 57 comments in answer to this question (see separate annex for details) with a common theme that *access to the MARAC is too limited in its scope*.

**Question 8** - Do you agree that band 1 should be awarded to high risk victims of domestic abuse when all other avenues have been explored and risks cannot be reduced through mitigation?

Yes	88.8%	111
No	8.8%	11
Don't know	2.4%	3

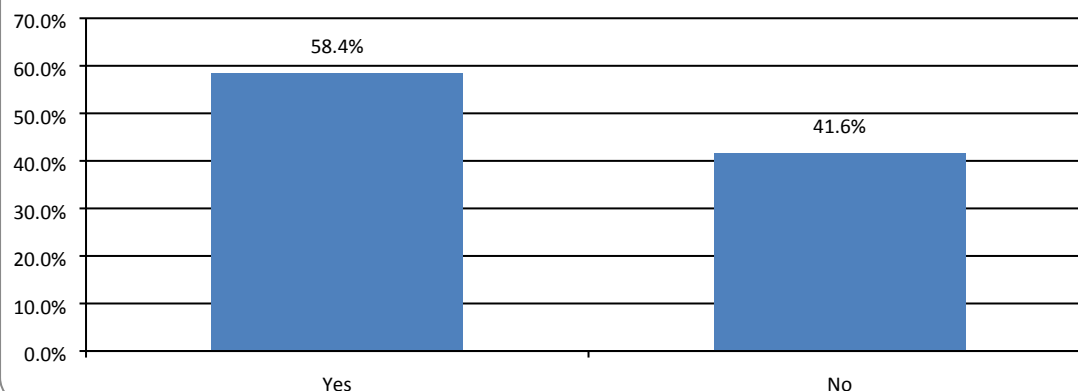


Response indicates a strong view with this option it also attracted 36 additional comments (see annex)

**Question 9** - Should there be any conditions attached to awarding band 1? For example – engaging with support, agreement to bid regularly, anything else?

Yes	58.4%	73
No	41.6%	52

Should there be any conditions attached to awarding band 1? For example – engaging with support, agreement to bid regularly, anything else?



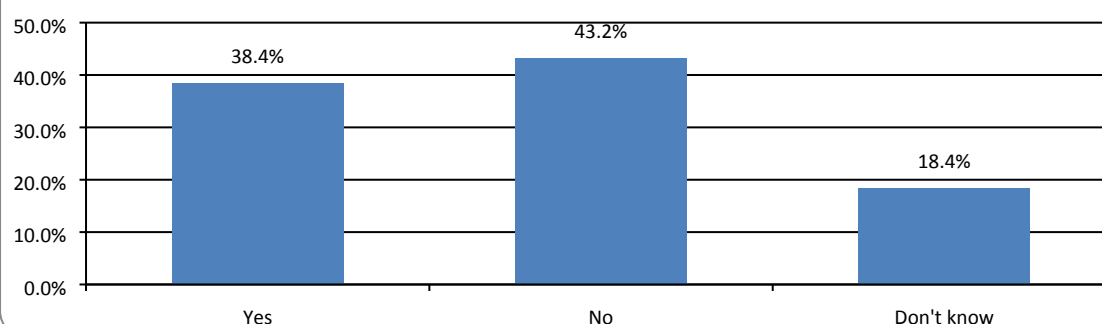
Response to this indicates split view on this option with a small number in favour of conditions being attached.

**Question 10** - If yes, what conditions should be attached? – this question attracted 71 comments (see separate annex for details) most common being *engaging with support*.

**Question 11** - Do you agree that high risk victims of domestic abuse should be awarded band 1 for only 3 months?

Yes	38.4%	48
No	43.2%	54
Don't know	18.4%	23

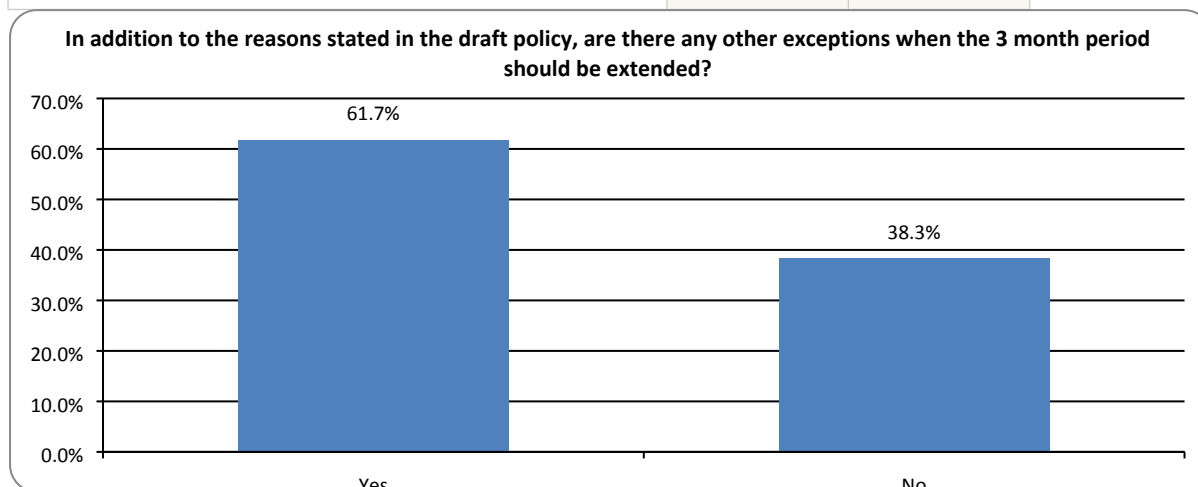
Do you agree that high risk victims of domestic abuse should be awarded band 1 for only 3 months?



Split response with slightly greater number of respondents against the statement and a significant number of don't knows

**Question 12**- In addition to the reasons stated in the draft policy, are there any other exceptions when the 3 month period should be extended?

Yes	61.7%	71
No	38.3%	44

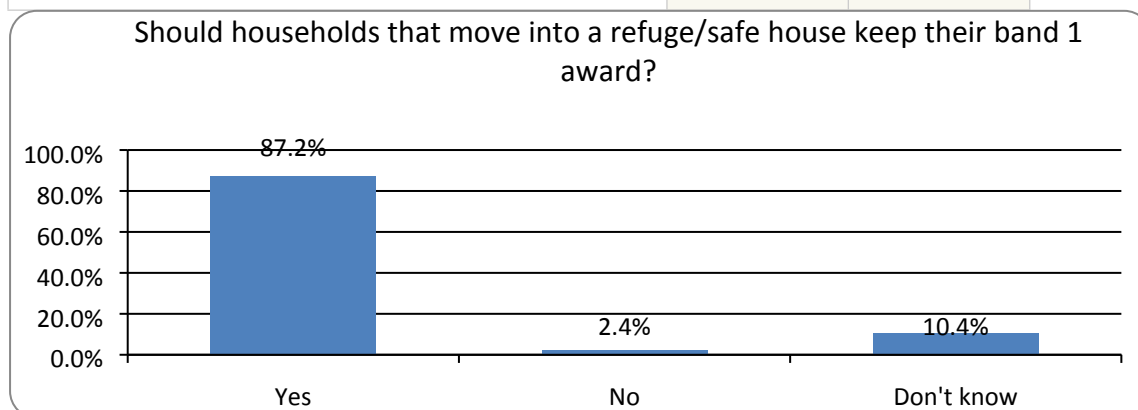


Greater number (majority) of respondents indicated there are other exceptions where the 3 month period be extended.

**Question 13** - Exceptions or further comments on Limiting time in band 1; - This question attracted 62 comments from respondents (see separate annex for details) with the most common theme being that *3 month timescale was too limiting*.

**Question 14** - Should households that move into a refuge/safe house keep their band 1 award?

Yes	87.2%	109
No	2.4%	3
Don't know	10.4%	13



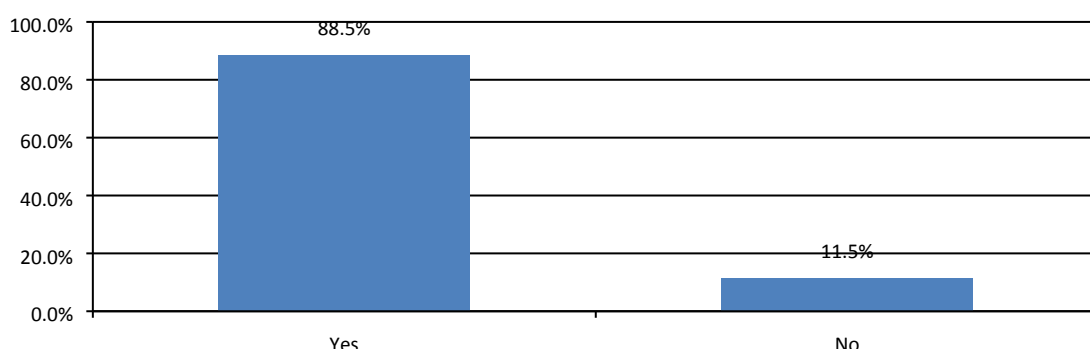
Strong agreement from respondents to this question

**Question 15** - Are there situations where people would benefit from staying longer in the supportive environment of a refuge/safe house rather than moving on too quickly?

Yes	88.5%	108
-----	-------	-----

No	11.5%	14
----	-------	----

Are there situations where people would benefit from staying longer in the supportive environment of a refuge/safe house rather than moving on too quickly?



Respondents indicated a very strong view in answer to this question

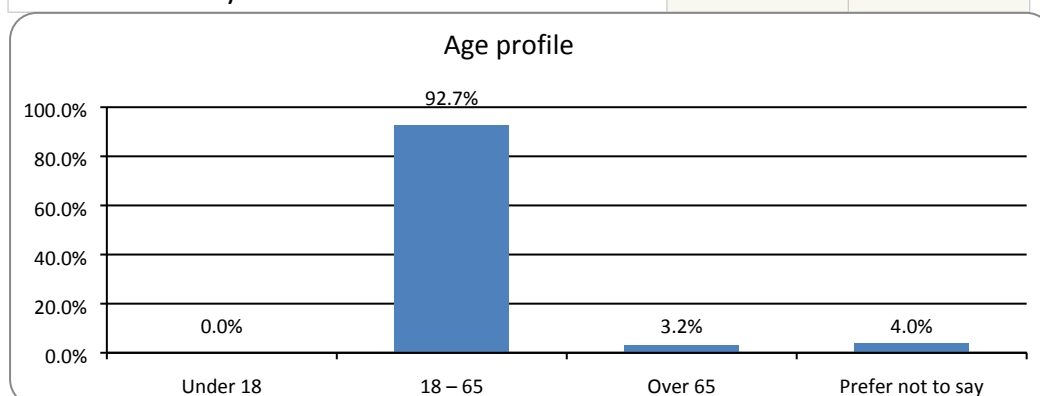
**Question 16** - Further comments about moving on from refuge/safehouse; This question attracted 47 comments from respondents and the themes were wide-ranging with some repeated references to *mental health and psychological well being* (see separate annex for details).

**Question 17** - Further comments or suggestions about any of the proposals; This question attracted 36 comments from respondents which ranged from the *need to build more housing, restricted resources* (see separate annex for details)

### Questions 18-24 Respondent's equalities profile

Question 18 - What is your age?

Under 18	0.0%	0
18 – 65	92.7%	115
Over 65	3.2%	4
Prefer not to say	4.0%	5

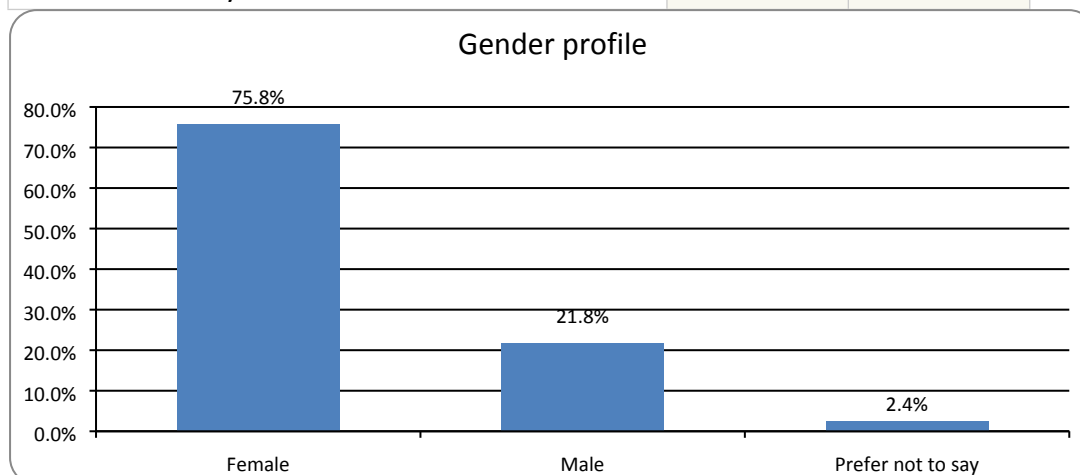


Unable to match age data with Bristol demographic profile

Question 19 - What is your gender?

Female	75.8%	94
--------	-------	----

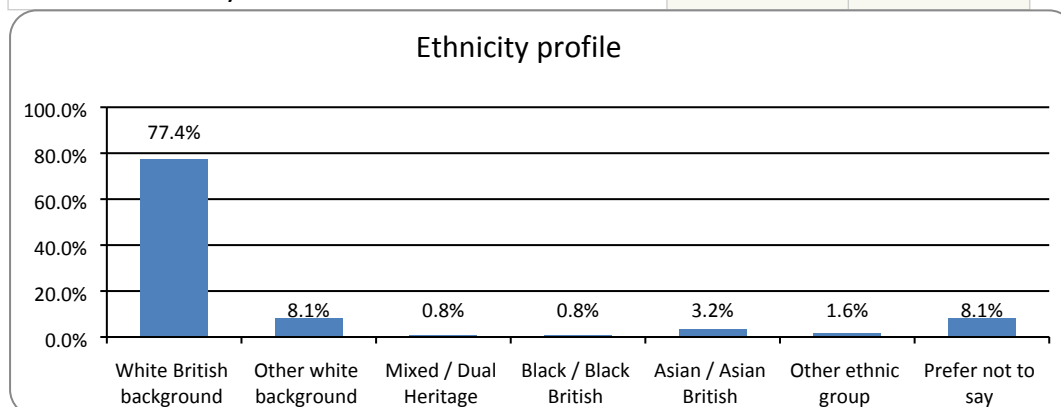
Male	21.8%	27
Prefer not to say	2.4%	3



Bristol demographic is 50:50

Question 20 – What is your ethnicity?

White British background	77.4%	96
Other white background	8.1%	10
Mixed / Dual Heritage	0.8%	1
Black / Black British	0.8%	1
Asian / Asian British	3.2%	4
Other ethnic group	1.6%	2
Prefer not to say	8.1%	10

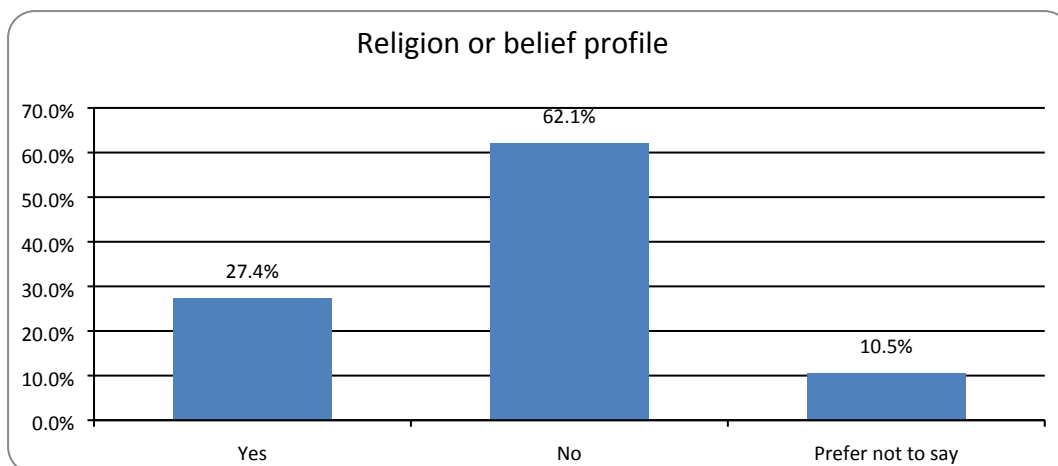


Close correlation with Bristol profile with Black/Black British under-represented.

Question 21 – What is your religion or belief?

Yes	27.4%	34
No	62.1%	77
Prefer not to say	10.5%	13

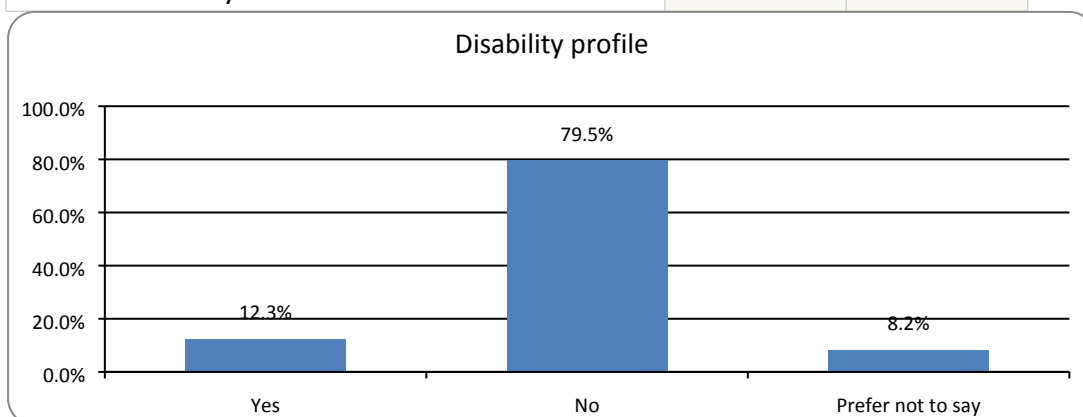




Higher representation of the no religion category than Bristol profile

Question 22 – Are you disabled?

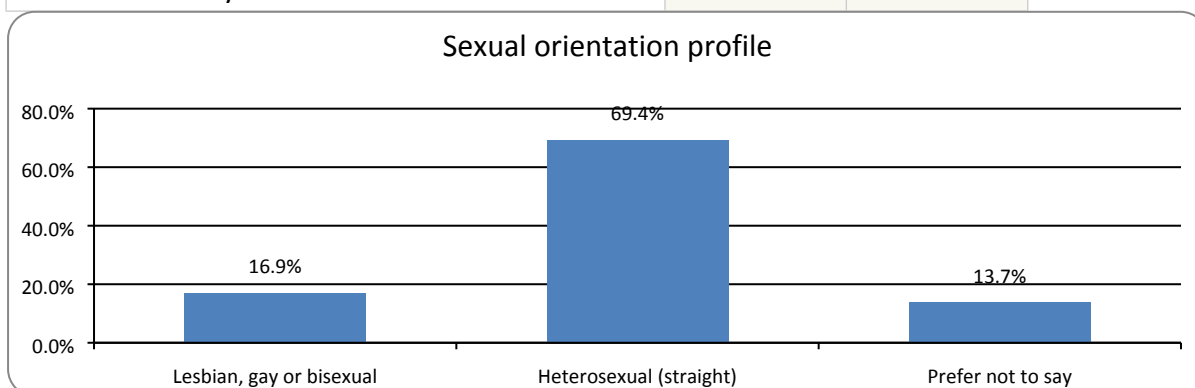
Yes	12.3%	15
No	79.5%	97
Prefer not to say	8.2%	10



Under-representation of disabled people among respondents.

Question 23 - What is your sexual orientation?

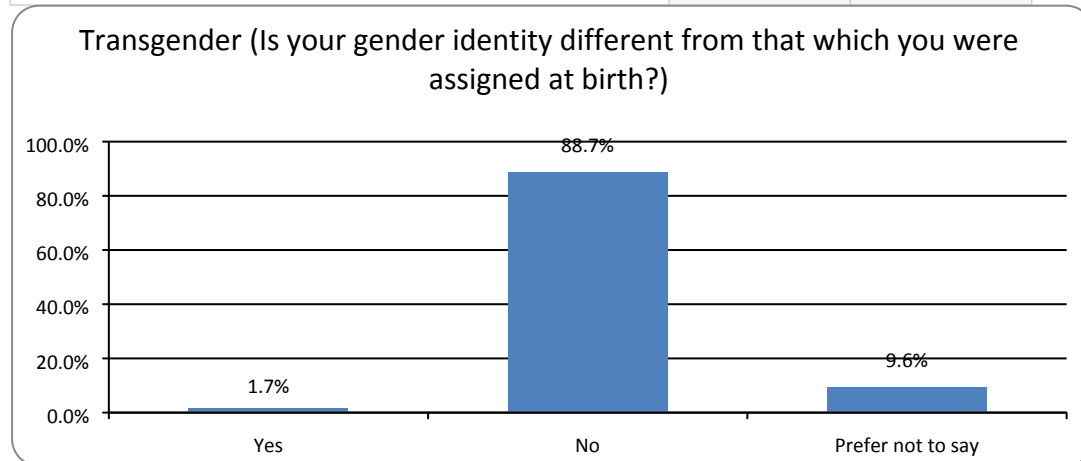
Lesbian, gay or bisexual	16.9%	21
Heterosexual	69.4%	86
Prefer not to say	13.7%	17



Over representation by LGB groups

Question 24 - Transgender (Is your gender identity different from that which you were assigned at birth?)

Yes	1.7%	2
No	88.7%	102
Prefer not to say	9.6%	11



Not able to compare with Bristol profile