
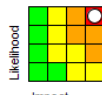




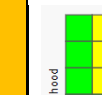


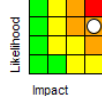

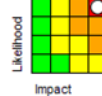

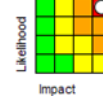
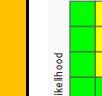




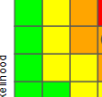

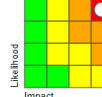

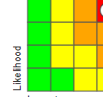



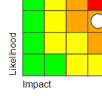

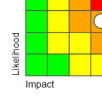

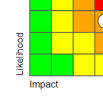
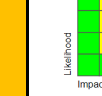


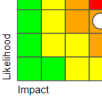

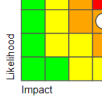

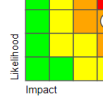
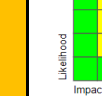


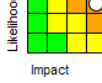

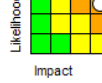

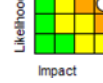


## Appendix A2 – Static Risk Report Post Q2 2024-2025 as at August 2024 Corporate Risk Register

**Static Risk Definition:** A Corporate Risk where the score has not changed for at least three consecutive quarters.






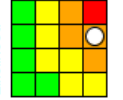

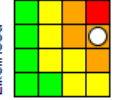

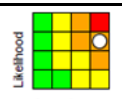

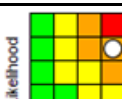

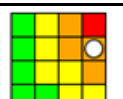

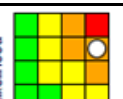



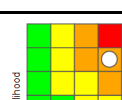

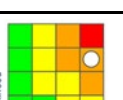

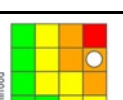

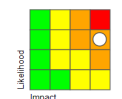

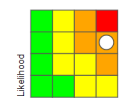

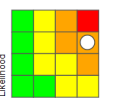

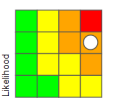
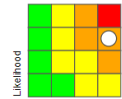

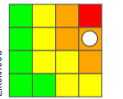

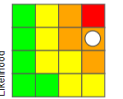

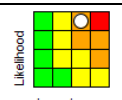

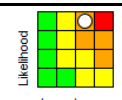

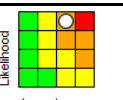

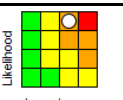





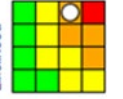

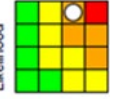

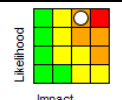



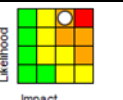

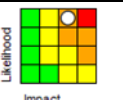

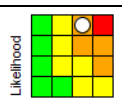

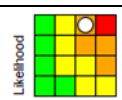

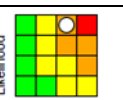

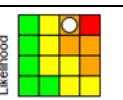
### Threat Risks Mitigated in Q2 – No Longer Static

Risk	Q3 Rating (23/24)	Q3 Matrix (23/24)	Q4 Rating (23/24)	Q4 Matrix (23/24)	Q1 Rating (24/25)	Q1 Matrix (24/25)	Q2 Matrix (24/25)	Q2 Rating (24/25)
CRR55 - Children placed in unregistered provision may be at risk	28 	 Likelihood Impact	28 	 Likelihood Impact	28 	 Likelihood Impact	 Likelihood Impact	20 
CRR9 - Possible Failure of Safeguarding Vulnerable Children	21 	 Likelihood Impact	28 	 Likelihood Impact	28 	 Likelihood Impact	 Likelihood Impact	21 

### Threat Risks Static in Q2

Risk	Q3 Rating (23/24)	Q3 Matrix (23/24)	Q4 Rating (23/24)	Q4 Matrix (23/24)	Q1 Rating (24/25)	Q1 Matrix (24/25)	Q2 Matrix (24/25)	Q2 Rating (24/25)
CRR60 - Failure of HRA stock to meet landlord statutory obligations, the decent homes standard and consumer standards leading to death / serious injury and/or regulatory enforcement action	21 	 Likelihood Impact	28 	 Likelihood Impact	28 	 Likelihood Impact	 Likelihood Impact	28 
CRR10 - Safeguarding Adults may be at Risk with Care and support needs.	21 	 Likelihood Impact	21 	 Likelihood Impact	21 	 Likelihood Impact	 Likelihood Impact	21 
CRR12 - EPRT ability to prepare for and respond to emergencies / incidents could be overwhelmed	21 	 Likelihood Impact	21 	 Likelihood Impact	21 	 Likelihood Impact	 Likelihood Impact	21 
CRR48 - We may not be able to meet the affordable housing needs of the City by failing to meet the Project 1000 Delivery targets.	21 	 Likelihood Impact	21 	 Likelihood Impact	21 	 Likelihood Impact	 Likelihood Impact	21 

## Appendix A2 – Static Risk Report Post Q2 2024-2025 as at August 2024 Corporate Risk Register

Risk	Q3 Rating (23/24)	Q3 Matrix (23/24)	Q4 Rating (23/24)	Q4 Matrix (23/24)	Q1 Rating (24/25)	Q1 Matrix (24/25)	Q2 Matrix (24/25)	Q2 Rating (24/25)
CRR51 – ASC may be financially unsustainable due to national and local NHS pressures, leading to a failure to deliver statutory duties	21 	 Likelihood Impact	21 	 Likelihood Impact	21 	 Likelihood Impact	21 	 Likelihood Impact
CRR52 - Failure to manage and evidence compliance with the Building Safety Act 2022 obligations in HRA stock leading to death / serious injury and/or regulatory enforcement action	21 	 Likelihood Impact	21 	 Likelihood Impact	21 	 Likelihood Impact	21 	 Likelihood Impact
CRR56 – Potential threat to the ASC Care Quality Commission (CQC) Assurance Preparedness and Rating	21 	 Likelihood Impact	21 	 Likelihood Impact	21 	 Likelihood Impact	21 	 Likelihood Impact
CRR58 - Possible failure to adequately maintain and replace the Highway, Traffic, Parking and Docks infrastructure assets	21 	 Likelihood Impact	21 	 Likelihood Impact	21 	 Likelihood Impact	21 	 Likelihood Impact
CRR61 - Failure to manage the requirements set out under the Construction Design Management framework may cause serious injury to the workforce and others and slow the delivery of the Capital Programme	N/A		21 <b>New</b>	 Likelihood Impact	21 	 Likelihood Impact	21 	 Likelihood Impact
CRR7 - Potential Cyber Security Issues	20 	 Likelihood Impact	20 	 Likelihood Impact	20 	 Likelihood Impact	20 	 Likelihood Impact
CRR37 – Homelessness and the subsequent cost of providing suitable affordable accommodation may affect long-term outcomes	20 	 Likelihood Impact	20 	 Likelihood Impact	20 	 Likelihood Impact	20 	 Likelihood Impact
CRR43 - Lack of progress for Mass Transit may have on Impact on the city	20 	 Likelihood Impact	20 	 Likelihood Impact	20 	 Likelihood Impact	20 	 Likelihood Impact
CRR45 - Potential failure to deliver statutory duty in respect of Children	20 	 Likelihood Impact	20 	 Likelihood Impact	20 	 Likelihood Impact	20 	 Likelihood Impact

## Appendix A2 – Static Risk Report Post Q2 2024-2025 as at August 2024 Corporate Risk Register

Risk	Q3 Rating (23/24)	Q3 Matrix (23/24)	Q4 Rating (23/24)	Q4 Matrix (23/24)	Q1 Rating (24/25)	Q1 Matrix (24/25)	Q2 Matrix (24/25)	Q2 Rating (24/25)	
CRR59 - Failure to deliver timely statutory planning decisions	20 ↓		20 ▬		20 ▬			20 ▬	
CRR13 - Possible Financial Framework and Medium-Term Financial Plan (MTFP) Failure	21 ▬		15 ↑		15 ▬			15 ▬	

### Legend

Code	Description	Number of Risks
Mitigated in Q2	Was static in Q1 24/25, but the risk was mitigated and the score reduced in Q2.	2

Code	Description	Number of Risks
Became Static in Q2	Became static for the first time in Q2 24/25 by the score remaining the same for three consecutive quarters.	3
Remained Static in Q2	Was static in Q1 24/25 and remains static in Q2 24/25 i.e. for at least four consecutive quarters.	12
	<b>Number of Static Risks in Q2</b>	<b>15</b>

### Risk Trend Key

Arrow / Symbol	Description
↑	The risk rating has improved from the previous quarter, having reduced in its severity.
↓	The risk rating has deteriorated from the previous quarter, having increased in its severity.
▬	The risk rating has not changed from the previous quarter.