

Elective Care

January 2025

Context: Elective Care and Recovery in BNSSG 2024/2025

Elective care in BNSSG is delivered by our NHS Trusts (North Bristol NHS Trust and University Hospitals Bristol and Weston NHS Foundation Trust), a number of Independent Sector providers (through a combination of ICB and Trust subcontract arrangements) and is also through our local community-based providers.

Elective recovery encompasses a multifaceted approach to recover services from the impact of the pandemic and bring down waiting lists in terms of overall size, with a focus on the longest waiting patients.

Elective care in BNSSG prioritises:

- Treating the most clinically urgent patients first;
- Followed by the people who have been waiting longest for surgery or other treatments.

Nationally set ambitions for 2024/2025

- For elective pathways the ambition has been focussed on the elimination of patients waiting over 78 weeks and the reduction of the number of people waiting 65 weeks or more, with the exception of specifically complex cases and people who have requested to delay their treatment for longer. (This is also described as RTT – referral to treatment - pathways)
- For diagnostic pathways, the aim by the end of 2024/2025 is to achieve 95% of people receiving their diagnostic test within 6 weeks of referral (this is referred to as the DM01).
- For Cancer pathways, the aim by the end of 2024/2025 is to achieve 77% of people on an Urgent Suspected Cancer Pathway receive a diagnosis or confirmation that they do not have cancer within 28 days of their referral (this is called the Faster Diagnosis Standard or FDS); and 70% of people commencing treatment within 62 days of their referral (This is called the 62-day Standard).

Key Messages:

- **UHBW and NBT Hospital Group is moving forward**
 - 2024/25 has seen the appointment of the Joint Chief Executive, the publication of the Joint Clinical Strategy and establishment of active delivery groups taking forward the first phase of transformation in Single Managed Services.
- **BNSSG has been building capacity throughout 2024/25**
 - Two Community Diagnostic Centres opened in 2024
 - The BNSSG Elective Care Centre is in construction and will open in 2025, facilitating an additional 6,500 operations per year.
- **BNSSG Performance position has been consistent**
 - Throughout 2024/25 BNSSG has maintained its excellent benchmarked position for DM01 performance, as 1st in the South-West and top 5 nationally. In November 2024 BNSSG achieved top spot nationally for Dexamethasone, Flexi Sig and Gastroscopy, with a position of 3rd for Colonoscopy, 4th for Audiology and 7th for Echo.
 - BNSSG has achieved significant reductions in long waiters across RTT pathways; and in November performing better than our operational plan at the ICB population level with the reduction of patients waiting over 65 weeks, 52 weeks and total wait list volumes.
 - BNSSG is currently achieving 69% of patients completing their pathways in under 18 weeks.
 - Cancer performance against the FDS has bettered our operational plan over the last 6 months and for several months has not only exceeded the plan in month, but also the nationally set ambition of 77% by year end. In November 2024 BNSSG achieved 79.76% and benchmarked 12th (of 42 ICBs) nationally.
 - Cancer performance against the 62-day standard also bettered plan in November, benchmarking 11th (of 42 ICBs) nationally.

UHBW and NBT Hospital Group

The Hospital Group model means that while NBT and UHBW remain separate organisations, they are enabled to work at scale to take strategic decisions which benefit the group as a whole and the patients that are served.

In 2024:

- Maria Kane was appointed Joint Chief Executive for UHBW and NBT Hospital Group
- The Joint Clinical Strategy was published [Joint Clinical Strategy 2024 - 2027.pdf](#)
- Active delivery groups established and have been driving forward the first phase of transformation in Single Managed Services, starting with pathfinder services - Cardiology, NICU, Maternity and Gynaecology

BNSSG has been building capacity



In partnership with InHealth, North Bristol NHS Trust has built and opened a new Community Diagnostic Centre, located in Cribbs Causeway. This large CDC offers MRI, CT, X-RAY, Endoscopy, Respiratory, Ultrasound, Echocardiography. The site is open 8am-8pm 7 days a week.



In partnership with InHealth, University Hospitals Bristol and Weston NHS Foundation Trust has built and opened a new Community Diagnostic Centre based in Weston-Super-Mare. The CDC offers MRI, CT, X-RAY, Respiratory, Ultrasound, Echocardiography. The site is open 8am-8pm 7 days a week.



Elective Care Centre

In partnership with University Hospitals Bristol and Weston NHS Foundation Trust and Bristol, North Somerset and South Gloucestershire Integrated Care Board.



DUE FOR COMPLETION IN SPRING 2025



BDP.

- 4 surgical theatres
- 40 beds and medirooms
- X-ray facilities
- Facilitating an additional 6,500 operations per year
- Service patients across the Bristol, North Somerset and South Gloucestershire areas

darwingroup.co.uk

Elective Performance (M8 2024/25) - RTT

- **18w performance at the ICB population level was 69% in November 2024** (maintaining an improvement trend from 63% in April 2024)
- **RTT 65 ww** - performance improvement continues and while marginally off plan by 5 at the Acute Total plan was met at the ICB population level. The national shortage of Cornea Graft material continues to cause challenges as UHBW have the capacity to treat these patients, but the material is not available. Other areas where there remains small numbers of patients >65 weeks waiting include orthodontics, oral surgery and a very small number of highly complex Plastic Surgery, Gynae and Urology.
- **RTT 52 ww** – November performance maintained a position better than plan at the ICB population level and at both Acutes.
- **RTT total** - November maintained performance better than plan at both the ICB population level and at both Acute Trusts.

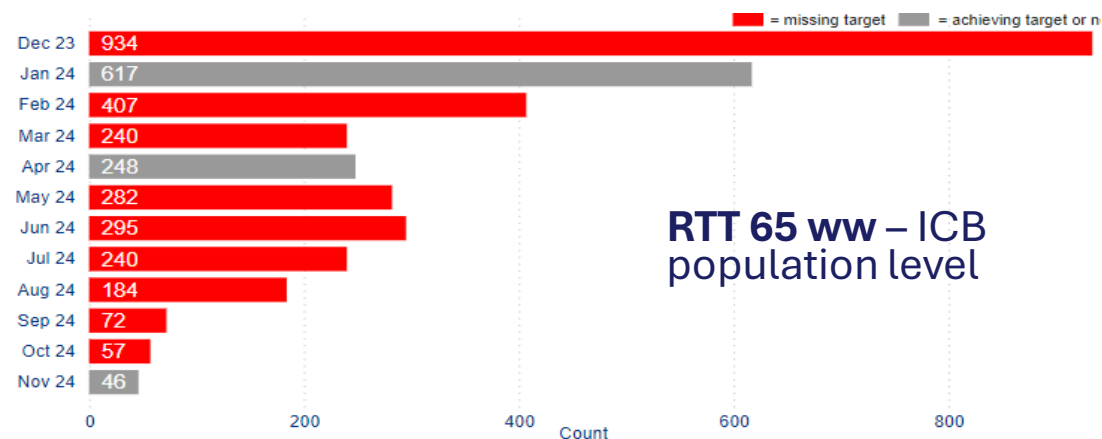
Validated November 2024 position for BNSSG ICB population level

BNSSG Population Level					
Month	Total Waiting List	>52w	>65w	>78w	>104w
November 24	88,529	1,252	46	1	0
October 24	88,702	1,492	57	4	0

Validated November 2024 position for BNSSG Trusts total lists combined

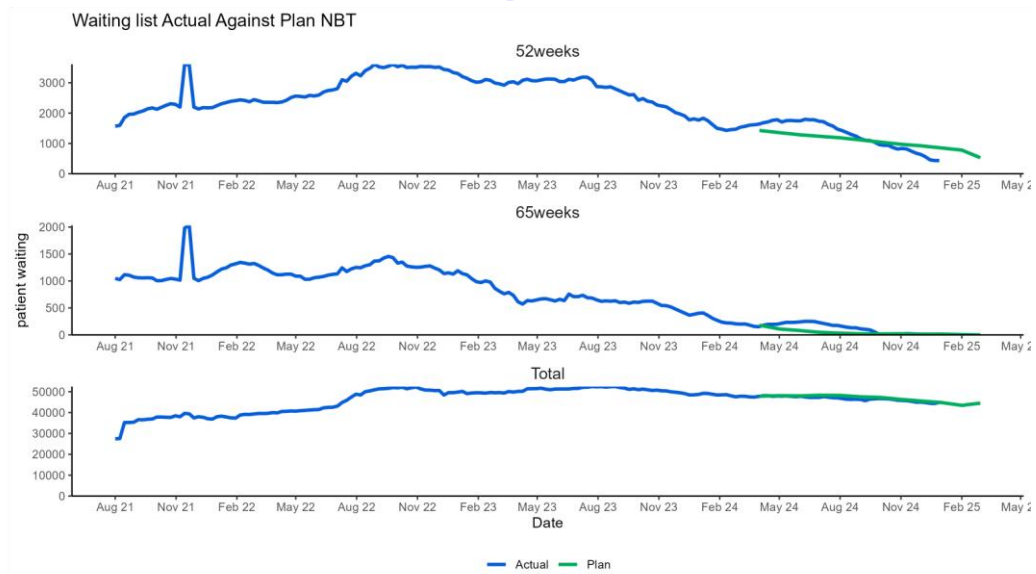
BNSSG Trusts waiting lists include people who are both inside and outside of the BNSSG population level.

BNSSG Trusts Waiting Lists Combined					
Month	Total Waiting List	>52w	>65w	>78w	>104w
November 24	98,933	1,786	65	0	0
October 24	100,030	2,070	69	0	0

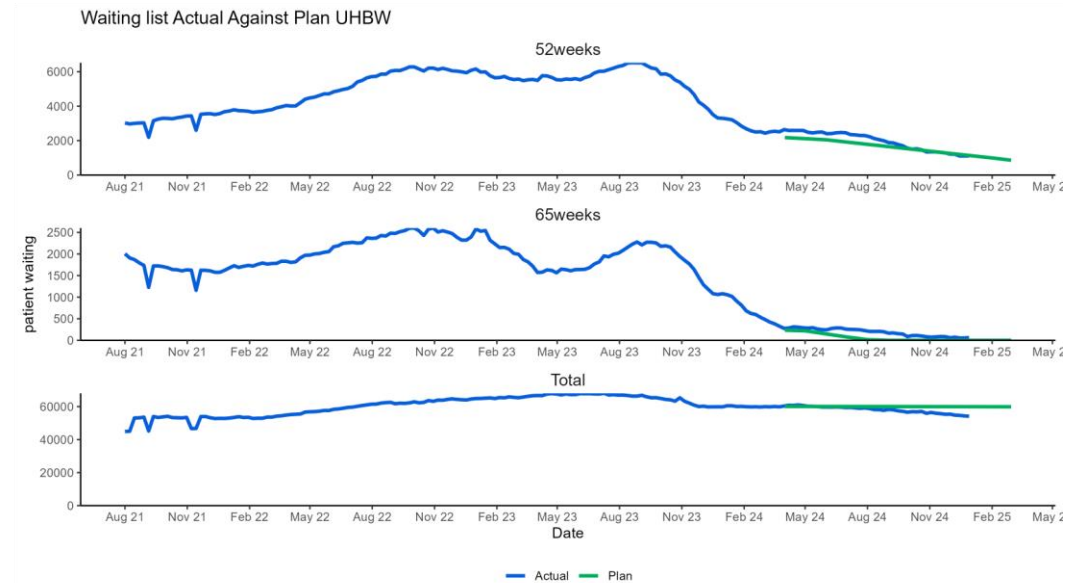


Trust RTT Waiting List - Change over time

NBT WL actuals versus plan



UHBW WL actuals versus plan



Elective Performance (M8 2024/2025) - Cancer

FDS: Actuals vs. Planning trajectories

Provider		Apr-24	May-24	Jun-24	Jul-24	Aug-24	Sep-24	Oct-24	Nov-24	Dec-24	Jan-25	Feb-25	Mar-25
North Bristol	Trajectory	72.9%	73.0%	75.2%	75.4%	75.3%	75.2%	75.0%	75.8%	76.0%	77.1%	77.1%	77.0%
	Actual	57.3%	67.6%	78.05%	77.6%	77.86%	77%	76%	81%				
	Difference	-15.6%	-5.4%	2.85%	2.2%	2.56%	1.8%	1%	4.2%				
UHBW	Trajectory	75.0%	75.0%	75.0%	77.0%	77.0%	77.0%	77.0%	77.0%	77.0%	77.0%	77.0%	77.0%
	Actual	77.0%	80.1%	78.59%	77.1%	77.64%	77%	77%	77.2%				
	Difference	2.0%	5.1%	3.59%	0.1%	0.64%	-	-	0.2%				

ICB		Apr-24	May-24	Jun-24	Jul-24	Aug-24	Sep-24	Oct-24	Nov-24	Dec-24	Jan-25	Feb-25	Mar-25
BNSSG ICB	Trajectory	73.9%	73.9%	75.2%	76.2%	76.1%	76.0%	75.9%	76.3%	76.5%	77.1%	77.2%	77.1%
	Actual	65.3%	72.2%	78.14%	77.24%	78%	77.31%	76%	79.76%				
	Difference	-8.6%	-1.7%	2.94%	1.04%	1.9%	1.31%	0.1%	3.46%				

62-day: Actuals vs. Planning trajectories

Provider		Apr-24	May-24	Jun-24	Jul-24	Aug-24	Sep-24	Oct-24	Nov-24	Dec-24	Jan-25	Feb-25	Mar-25
North Bristol	Trajectory	58.7%	58.5%	60.2%	65.3%	66.8%	66.9%	67.8%	68.0%	67.7%	70.3%	70.4%	70.0%
	Actual	60.2%	59.2%	61.2%	58.2%	69%	61%	68%	70.18%				
	Difference	1.5%	0.7%	1%	-7.1%	2.2%	-5.9%	0.2%	2.18%				
UHBW	Trajectory	70.0%	70.0%	70.0%	70.0%	70.0%	70.0%	70.0%	70.0%	70.0%	70.0%	70.0%	70.0%
	Actual	73.3%	74.5%	80%	80.6%	75.75%	71%	76%	74.12%				
	Difference	3.3%	4.5%	10%	10.6%	5.75%	1%	6%	4.12%				
ICB	Trajectory	63.5%	63.4%	64.0%	67.2%	68.1%	68.2%	68.7%	68.7%	68.5%	70.1%	70.3%	70.1%
	Actual	66.7%	64.3%	68.21%	67%	71%	65%	70%	73.28%				
	Difference	3.2%	1.0%	4.21%	-0.2%	2.9%	-3.2%	1.3%	4.58%				

Source: Cancer monthly data via the CUBE datastore. Trajectory figures reflect plans submitted for 2024/25, including local revisions made in June 2025.

FDS:

- Benchmarked as 12th ICB nationally M8
- Both ICB and Acute Total performance in M8 was better than BNSSG Operational plan target and national year end ambitions.
- Both Trusts maintain high levels of achievement with 77% at UHBW and 81% at NBT, with Trust plan targets met.

62-day combined standard:

- Benchmarked as 11th ICB nationally M8
- Operational plan in M8 was met across both acutes and at the ICB population level for performance, and activity levels exceeded plan.
- Performance at the ICB level improved to 73%, NBT improved to 70% and UHBW continue to exceed plan and the national target for year end with 74%.

Nov-24

Suspected brain/central nervous system tumours	60.00%
Suspected breast cancer	89.13%
Suspected cancer - non-specific symptoms	100.00%
Suspected children's cancer	96.67%
Suspected gynaecological cancer	58.61%
Suspected haematological malignancies (excluding acute leukaemia)	54.17%
Suspected head & neck cancer	74.19%
Suspected lower gastrointestinal cancer	75.07%
Suspected lung cancer	65.71%
Suspected other cancer	60.00%
Suspected sarcoma	97.50%
Suspected skin cancer	92.51%
Suspected testicular cancer	100.00%
Suspected upper gastrointestinal cancer	86.18%
Suspected urological malignancies (excluding testicular)	59.26%

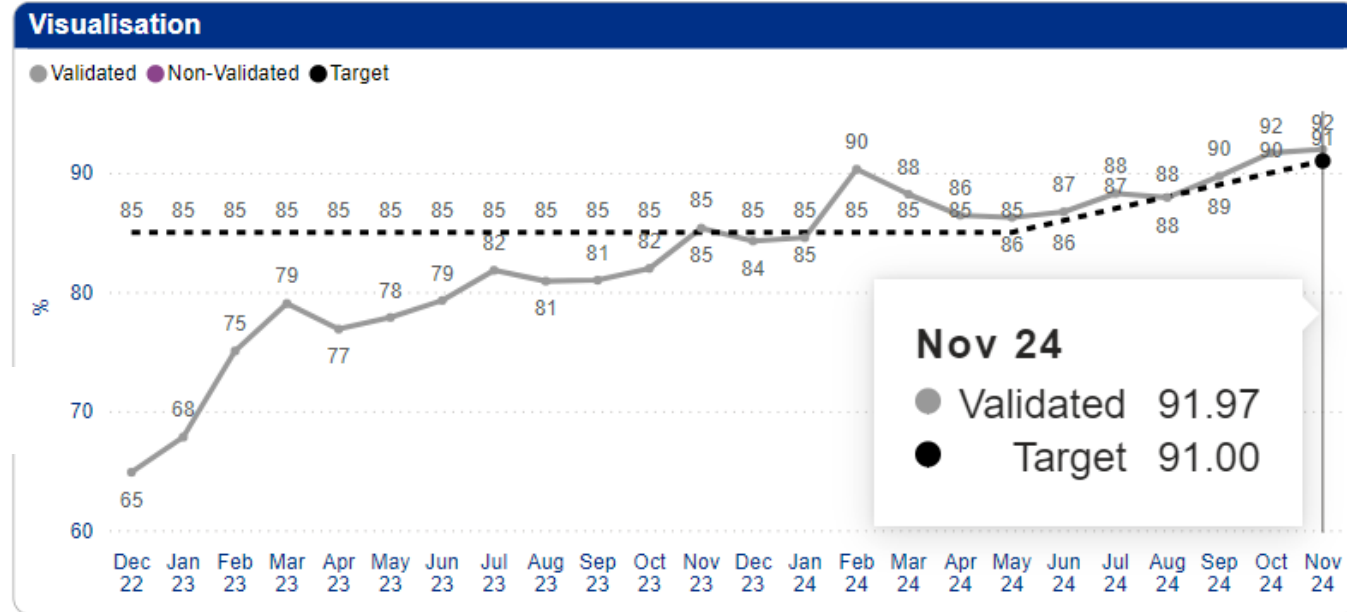
Nov-24

Breast	73.38%
Gynaecological	80.77%
Haematological - Lymphoma	67.57%
Haematological - Other (a)	88.89%
Head & Neck	62.96%
Lower Gastrointestinal	72.41%
Lung	66.90%
Skin	84.93%
Upper Gastrointestinal - Hepatobiliary	72.73%
Upper Gastrointestinal - Oesophagus & Stomach	78.26%
Urological - Other (a)	56.67%
Urological - Prostate	55.23%

Elective Performance (M8 2024/25) - Diagnostics

- BNSSG performance for DM01 Diagnostics tests completed within 6 weeks of referral maintains exceptional benchmarked position as **1st in the Southwest and top 5 nationally**.
- At the BNSSG ICB population level, in November 2024 91.97% patients received their tests within 6 weeks – this maintains a position better than plan for the 2024/25 year to date.
- November 2024 saw improvements and achievement of plan across many of the diagnostic modalities.
- BNSSG hold best benchmarked position in the South-West for Colonoscopy, Dexa, Echo, Flexi Sig, and Gastroscopy.
- BNSSG holds best benchmarked position nationally for Dexa, Flexi Sig and Gastroscopy, with a position of 3rd for Colonoscopy, 4th for Audiology and 7th for Echo.
- Activity levels exceeded plan at the ICB population level across all modalities with the exception of NOUS.
- November saw significant improvements in CT performance compared to the previous months and high rates of activity.
- MRI performance, despite high levels of activity in November remains a more challenged modality in terms of performance and performance against plan. Despite this, performance remains better than the national average.

Diagnostic tests % < 6 weeks



Modality	DM01 >6 Weeks ICB level				Activity vs Plan	
	% >6w vs Plan	SW Position (of 7)	National Position (of 42)	Vs National Average	Acute Total	ICB
Audiology	8.37 v 3.52	3	4	Better	-1	+564
Colonoscopy	6.15 v 6.60	1	3	Better	+53	+274
CT	8.43 v 1.04	6	29	Same	+979	+1354
Dexa	0 v 1.98	1	1	Better	-51	+13
Echo	4.99 v 6.61	1	7	Better	+508	+181
Flexi Sig	4.09 v 6.5	1	1	Better	-11	+23
Gastroscopy	4.75 v 11.13	1	1	Better	-77	+292
MRI	14.92 v 4.55	4	25	Better	+113	+795
NOUS	5.87 v 6.09	4	11	Better	-467	-247
TOTAL	8.03 v 9	1	5	Better		