



St Mary Redcliffe
and Temple School

Scrutiny Inquiry Day:
3rd February 2017

The SMRT vision

SAFE BOUNDARIES

We are all responsible for keeping each other safe

GOOD RELATIONSHIPS

We are all members of this community

HOPE

EMPOWERED LEARNING

We all enjoy learning and achieve our best

The glory of
God is a
human being
fully alive!



The glory of
God is a
human being
fully alive!



Ofsted Outstanding

- Leadership and Management
- Behaviour and Safety of Pupils
- Quality of Teaching
- Achievement of Pupils
- Sixth Form Provision
- Overall Effectiveness



Faith School Inspection

Outstanding

- Meeting the needs of all learners
- The impact of collective worship on the school community
- The effectiveness of the Religious Education
- The effectiveness of the leadership and management of the school as a church school

“ Students’ spiritual, moral, social and cultural development are given the highest possible priority.”



Admissions:

216 places available

- Up to 196 Church Applicants
- Up to 16 Local Applicants
- Up to 4 Faith Other than Christian

Oversubscription Criteria

A

Church Applicants who are Looked After (or previously Looked After) in order of priority

B

Church Applicants in order of priority (up to 196 places)

C

Other Looked After Children (or Previously Looked After)

Oversubscription Criteria

D

Local Applicants (up to 16 places)

E

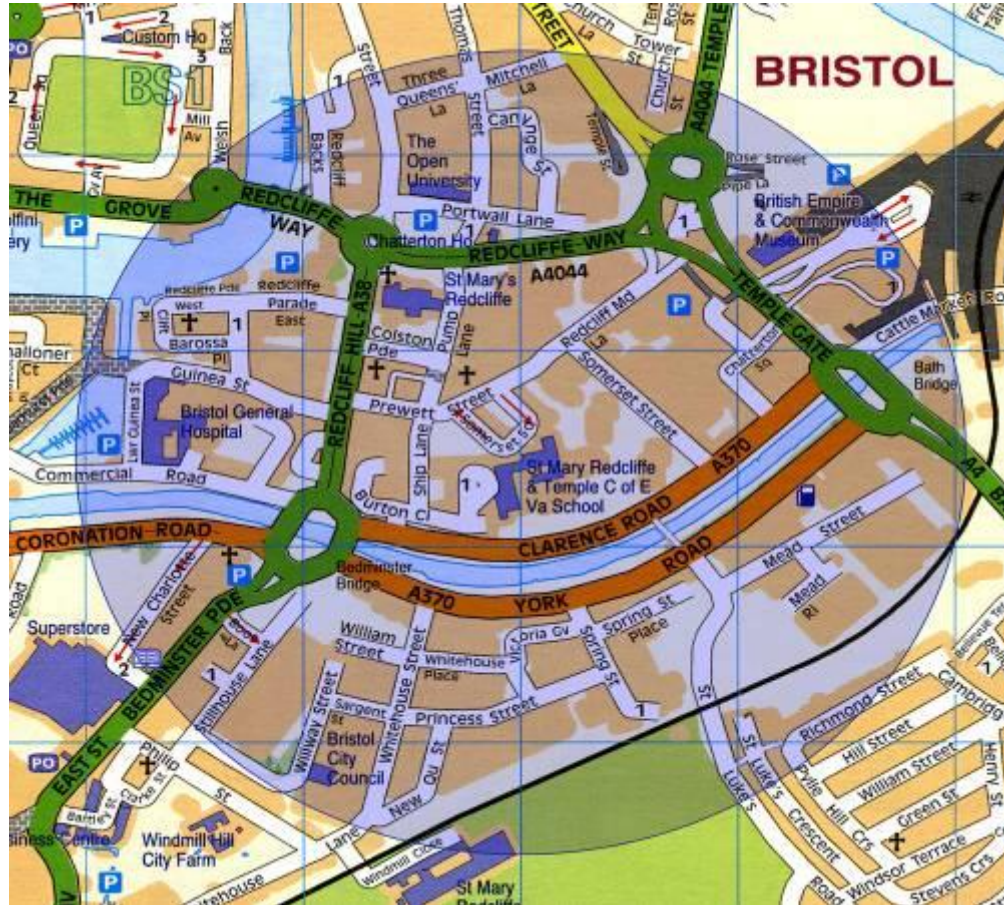
Faiths Other than Christian in order of priority (up to 4 places)

Reserved for Buddhists, Hindus, Muslims, Jews or Sikhs

F

Other Applicants

Local Applicants



Church Applicants and Faiths Other than Christian Applicants are ordered by Group

The parent/carer and/or child is a member of...

Group One if they are **very regular** worshippers (3 or more times a month for a minimum of the last 3 years)

Group Two if they are **regular** worshippers (twice a month for a minimum of the last 2 years)

Group Three if they are **occasional** worshippers (a minimum of 4 times in the past year)

Oversubscription Tiebreakers

In each section, applicants will be ordered as follows...

First Priority

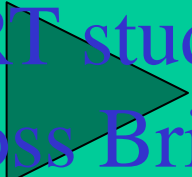
Applicants with siblings already at the School who are still attending on the date of admission

Second Priority

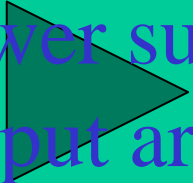
Applicants living closest to the School

Distribution across the City

SMRT students
across Bristol



Lower super
output areas



BME – by Year Group

Year Group	BME	Not BME
7	51%	49%
8	50%	50%
9	48%	52%
10	37%	63%
11	43%	57%
7-11	46%	54%

BME – Trend over time

Year	BME	Not BME
2013-14	31%	69%
2014-15	34%	66%
2015-16	36%	64%
2016-77	46%	54%

English as an Additional Language by Year Group

Year Group	Number	%
7	39	18%
8	44	20%
9	47	22%
10	36	17%
11	51	24%
7 - 11	217	20%

English as an Additional Language – Trend over time

Year	EAL	Not EAL
2013-14	14%	86%
2014-15	13%	87%
2015-16	17%	83%
2016-17	20%	80%

Pupil Premium by Year Group

Year Group	Number	%
7	58	27%
8	54	25%
9	48	22%
10	40	19%
11	39	18%
7 - 11	239	22%

Free School Meals by Year Group

Year Group	Number	%
7	58	27%
8	53	25%
9	48	22%
10	39	19%
11	37	17%
7 - 11	235	22%

Free School Meals – Trend over time

Year	BME	Not BME
2013-14	17%	83%
2014-15	17%	83%
2015-16	19%	81%
2016-77	22%	78%

Looked After Children (LAC) / Children in Care (CiC)

Year Group	In Care	% of Year Group
7	1	0.5%
8	6	2.8%
9	0	0%
10	2	0.9%
11	2	0.9%
7 - 11	11	1.02%



St Mary Redcliffe
and Temple School

Scrutiny Inquiry Day:
3rd February 2017

BME – by Ethnic Group

Year Group	Largest Ethnic Group	Number of Students
7	Black Caribbean	23
8	Black Caribbean	18
9	Other Black African	19
10	Black Caribbean	13
11	Indian	14
12	Indian	16
13	Indian	14

English as an Additional Language (School average: 16.7%)

First Language	Number of Students
Malayalam	41
Polish	25
Somali	25
Tagalog/Filipino	17
Urdu	12
Arabic	10
Spanish	6
Tamil	6
French	5
Portuguese	5
Shona	5