

The Population of Bristol - November 2019

<https://www.bristol.gov.uk/documents/20182/33904/Population+of+Bristol+November+2019.pdf/51bd3d27-b720-0948-6157-620a51a50f6a>

Relevant Extracts

5. Population Characteristics

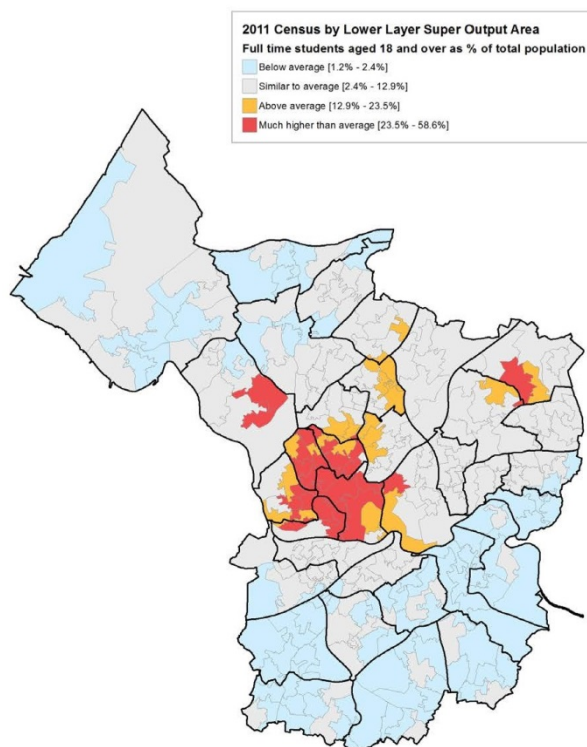
Students

5.22 The number of full time students aged 18 and over living in Bristol during term time has increased by just over 10,000 from 25,573 to 35,638 (2001-2011). Students now make up 8.3% of the total population of Bristol.

5.23 In Bristol, students tend to be concentrated in particular areas of the city including Central, Cotham, Clifton Down, Hotwells and Harbourside and Clifton, with concentrations also in Stoke Bishop (University of Bristol student accommodation) and Fishponds (University of the West of England accommodation) (see Figure 24).

5.24 Students make up more than half of residents in four Lower Layer Super Output Areas - Woodland Road, St James Barton and University in Cabot ward and University Halls in Stoke Bishop.

Figure 24. Full time students aged 18 and over living in Bristol during term time
Source: 2011 Census Office for National Statistics © Crown Copyright 2013 [from Nomis]



7. Other sources of population statistics

University Students

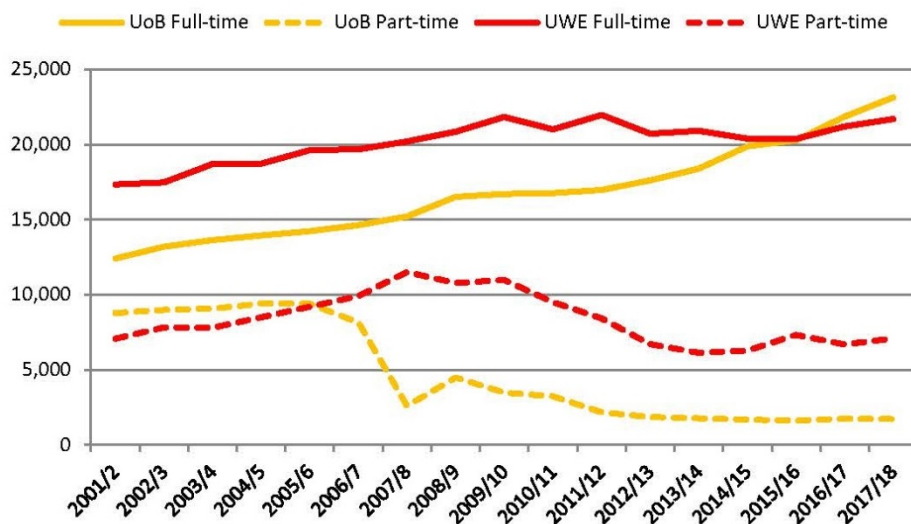
7.11 In 2017/18 there were 54,000 students in total registered at the two main Bristol universities - 25,000 studying at the University of Bristol and 29,000 at the University of the West of England (UWE).

7.12 Over the last 5 years (2011/12-2017/18) there has been an increase in university student numbers of 6,500 (17%). The majority of this growth can be accounted for by an increase in full time students studying at the University of Bristol (Figure 28).

7.13 In the last five years alone, the number of full time students studying at the University of Bristol increased by almost a third (31%), 4/5 of which were undergraduates. Now 93% of students at the University of Bristol study full time compared to 75% of students at the University of the West of England. The number of full time students at the University of Bristol is now higher than the number of full time students at the University of the West of England.

Figure 28. Higher Education students at the University of Bristol and the University of the West of England

Source: Higher Education Statistics Authority

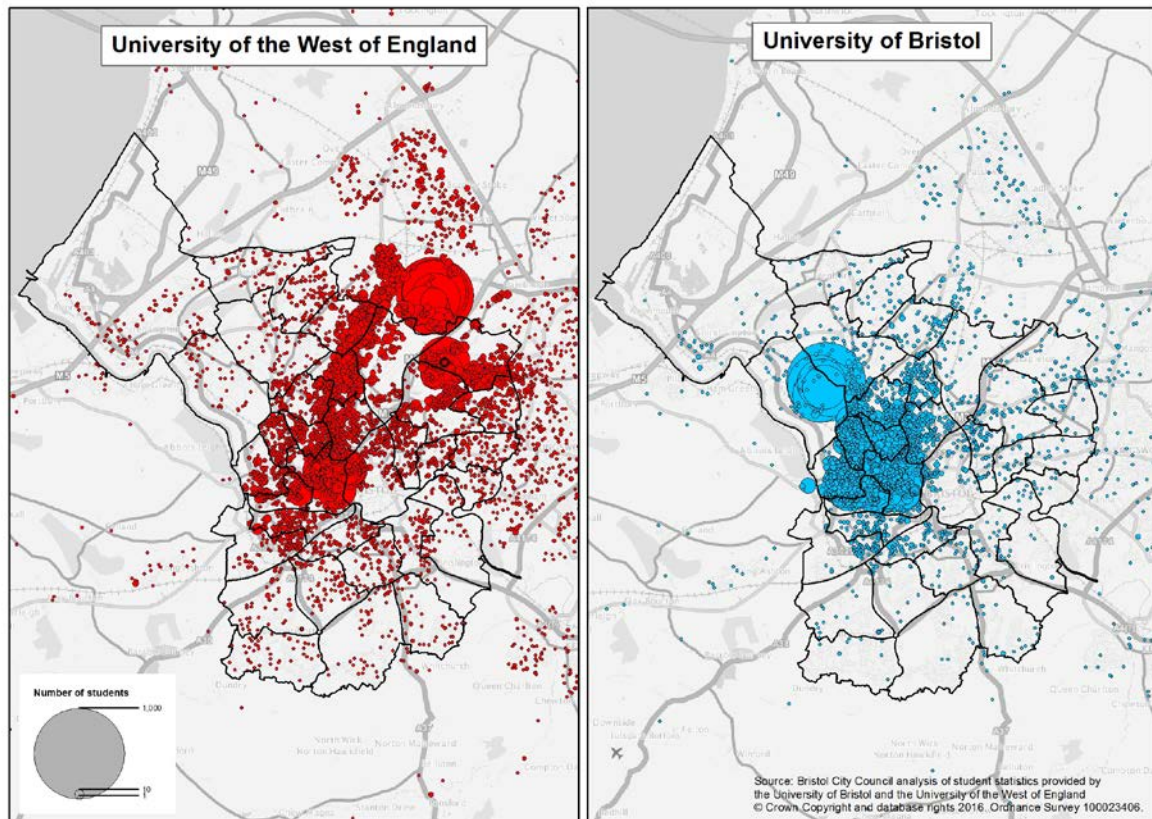


7.14 The number of overseas students studying at the two Bristol universities has more than doubled since 2001/2. Overseas students now make up 24% of all students at the University of Bristol (5% EU and 19% non-EU) and 13% of all students at the University of the West of England (3% EU and 10% non-EU).

7.15 Based on information provided by the University of Bristol and the University of the West of England, it is possible to map the spatial distribution of where university students live across the city and beyond during term time. The spatial distribution of students at each of the universities differs substantially as illustrated in Figure 29.

Figure 29. Distribution of Students at the University of Bristol and the University of the West of England by their Term Time Address in 2016/17

Source: Bristol City Council analysis of student statistics provided by the University of Bristol and the University of the West of England



8. Population change and policy

8.3 Below are some policy implications of the changing population of Bristol:

- Large numbers of young people move into and out of the city each year. Provision of student and key worker accommodation can help accommodate future increases in student numbers without adding to demand on the private housing stock. Over concentrations of people living in multi-occupied households, including students, can lead to particular localised amenity issues. The student population has seasonal impacts and also provide a considerable support to local economies.