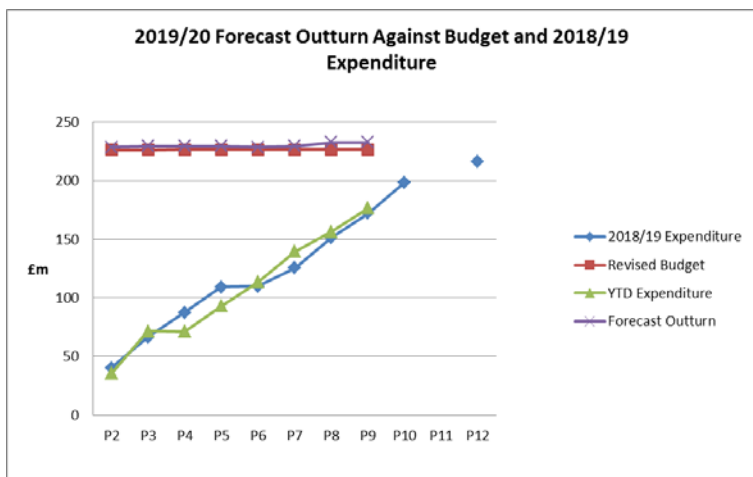


a: 2019/20 Summary Headlines

Revised Budget P9 £226.7m	Forecast Outturn £232.9m	Outturn Variance £6.2m overspend
-------------------------------------	------------------------------------	--

b: Budget Monitor

1. Overall Position and Move

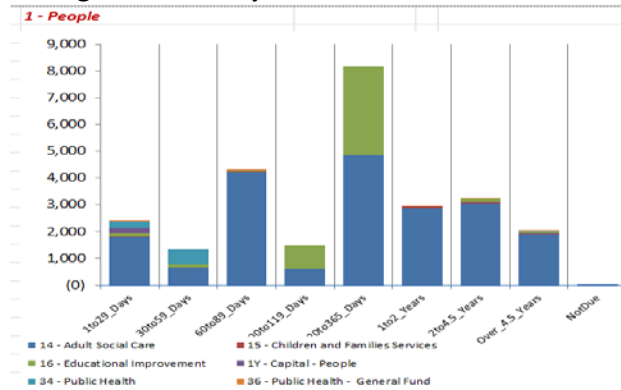


	£000										
Revised budget	May	Jun	Jul	Aug	Sep	Oct	Nov	Dec	Jan	Feb	Mar
£226.7m	2.3	2.8	2.8	2.7	2.8	3.1	6.2	6.2			
	▲	▲	▲	▼	▲	▲	▲	▲			

2. Revenue Position by Division

Revenue Position by Division	2019/20 - Full Year			
	Approved Budget	Revised Budget	Forecast Outturn	Outturn Variance
	£000s			
Adult Social Care	148.7	148.9	154.4	5.4
Children and Family Services	62.4	62.7	62.8	0.1
Educational Improvement	11.9	11.8	12.5	0.7
Public Health - General Fund	3.2	3.2	3.2	0.0
Total	226.3	226.7	232.8	6.2

3. Aged Debt Analysis



- ASC are currently reviewing the rate of growth and scale of Aged Debt and Bad Debt write-off

4. Payment Statistics

Division	Amount Paid (£)	Number of invoices paid	Average days to pay	Late Payment (>30 days)	Invoice registered late (>30 days after invoice date)	% of late payments registered late	Invoices paid without order	Retrospecti			
1 - People											
14 Adult Social Care	5,851,619	4,563	34	910	20%	600	13%	66%	37	1%	697
15 Children and Families Services	21,581,561	7,165	40	2,191	31%	1,487	21%	68%	15	0%	2,821
16 Educational Improvement	28,970,267	2,422	29	345	14%	211	9%	61%	16	1%	343
1Y Capital - People	10,078,202	230	37	70	30%	43	19%	61%	0	0%	48
34 Public Health	15,521,287	1,825	47	576	32%	498	27%	86%	0	0%	346
36 Public Health - General Fund	9,296,397	341	35	75	22%	40	12%	53%	0	0%	54
1 - People Total	91,299,332	16,546	37	4,167	25%	2,879	17%	69%	68	0%	4,309

5. Key Messages

5.1 Adult Social Care

Outturn 2018/19 £'000s	Financial Year 2018/19	Revised Budget 2019/20 £'000s	2019/20 Forecast @ P09 £'000s	Forecast Variance @P09 £'000s	Change in forecast Variance £'000s
72,705	Older Adults 65+	65,681	74,196	8,515	566
66,054	Working Age Adults 18 - 64	63,533	69,681	6,148	208
8,954	Preparing for Adulthood 0 - 25	8,228	9,622	1,394	-78
2,487	Social Care Support	1,877	-2,061	-3,938	-226
30,118	Staffing & other costs	34,981	31,058	-3,923	-500
-29,542	Income	-25,389	-31,805	-6,416	6
	iBCF Inflation Provision		-640	-640	0
	Saving Target not Delivered		4,300	4,300	0
150,776	Totals per budget report	148,911	154,351	5,440	-23

The current forecast outturn at P9 (December 2019) for Adult Social Care on a current net budget of £149.0m is £154.4m an overspend of £5.4m (3.7%).

As previously reported the service was undertaking a critical review of the risk to delivery of the savings target of £4.3m. The review concluded that the saving will not be achieved in this financial year primarily due to:

- Pressures from hospital discharges throughout the summer at unprecedented levels
- Lack of Home Care supply (severe workforce challenges)

To address this in the short term the service has had to revert to placements in higher cost Nursing and Residential Care.

The forecast overspend has been revised to £5.440m to include the effect of the saving target not being delivered in this year.

The key movements between the period 8 and period 9 forecasts include:

- The originally planned savings of £4.3m will not be achieved in 2019/20 due to demand pressures and lack of workforce supplies in the market.
- The revision to the Adult Social Care Budget through the transfer of Careline (Piper) service which currently shows a net forecast Income of £87k. It is understood however that there is a high risk that the service will not achieve the £0.150m Income target and as a consequence will possibly suffer an overspend. This is currently under review with Housing.
- Addition of £640k of one-off iBCF funds provided as part of the arrangements to mitigate the in-year demand and cost pressures
- Earmark part of the underspend on the Home First service (£479k) to recruit additional Care Staff through the CCG provider in order that the service meets its commitment to free up hospital beds. This commitment of £130-£200k is not reflected in the Forecast.
- Support for Older Adults Forecast shows a slight increase in the month. Looking at placements for December there is a small upward trend for residential and nursing. By contrast placements for Home Care and Extra Care Housing are showing a small downward trend.
- There is some good news with the indication for January showing a reduction in the number of Older People in a permanent residential falling to 510, the lowest since April 2019.
- There are risks that due to winter pressures that the demand on care home placements will increase if homecare supply remains at current levels. The following graphs set out the up to date position on placements for Older Adults.

Weekly Older People Placements - Residential
2nd Oct 2017 to 20th January 2020



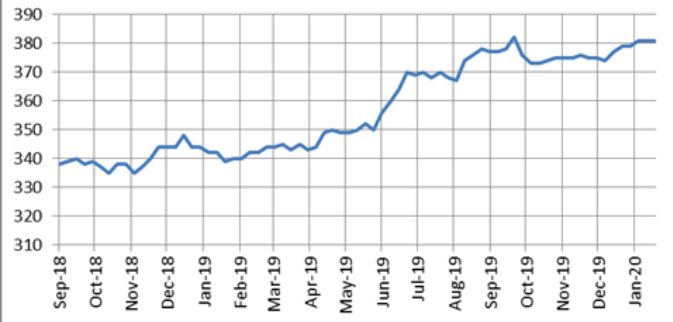
Weekly Older People Placements - Nursing
2nd October 2017 to 20th January 2020



Weekly Older People SUs with Homecare
3rd September 2018 to 20th January 2020



Weekly Older People SUs with ECH
3rd September 2018 to 20th January 2020



5.2 Public Health - General Fund

The current forecast at P9 for Public Health is Forecasting a break even position on a gross budget before Income £3.237m.

5.3 Children and Family Services

At this stage in the year, the service is forecasting an overspend of £51k, which is almost the same as P8. At present the placements forecast (as per the table below) is indicating a budget pressure of £0.612m, this pressure is offset by forecast underspends of £0.561m elsewhere in the service.

Within the budget for 2019/20 there were savings targets of £1.6m, and current forecasts indicate that these will be met, following service changes arising from Strengthening Families Programme. These include assumptions about costs of out-of-authority placements being replaced with the introduction of 2 and 3 bed homes.

The major pressures in the service arise from the following areas;

1. delays in opening Bristol's first new CH as the BCC arranged contractor entered liquidation without completing refurbishment work. This means a delay in opening of two months.
2. Escalating contextual risk, particularly serious youth violence, resulting in the death of a child in care and court ordered remand for others.
3. Extended use of Agency as SW England delays registration of NQSWs
4. Agency support costs / placement costs for children moved from St Christophers.

5.4 Educational Improvement

The main budget issue continues to be Home-School Transport. There have been underlying budget pressures in this service for some time; during 2018/19, they were offset by the temporary supplementary estimate. For 2019/20 budget setting, some inflationary provision (£0.3m) and some unallocated funding (£0.3m) has helped limit the pressure, but demand and cost pressures remain with a £0.6m overspend forecast. There has been a 13% increase in children eligible through SEN code so far this year. Numbers are predicted to increase by a further 20, representing a 16% increase on last year. Other pressures include the cost of Service Level Agreements and costs arising from the new Transport Framework.

CHILDREN & FAMILY SERVICES						
Placement Category			Financials			
Placement Category	Cost Centre name	AVERAGE APR TO DEC:	ANNUAL BUDGET £000	ANNUAL FORECAST £000	FORECAST VARIATION £000	ACTUAL AVERAGE WEEKLY COST
Bristol Residential	Inhouse Supported Accom - Looked after (Pre 18)	6	84	225	140	137
	Inhouse Supported Accom - (Post 18)	26				
	Childrens Residential Homes	10	3,084	2,479	-605	4,568
Bristol Residential Total		42	3,168	2,703	-465	4,706
Foster Care	In house Fostercare - Looked after (Pre 18)	399	6,226	6,050	-176	265
	In house Fostercare - (Post 18)	41				
	Independent Fostering Agencies - Looked After (Pre 18)	158	5,522	5,823	301	625
	Independent Fostering Agencies - (Post 18)	21				
	Adoption - Looked after (pre 18)	51	482	403	-79	149
	Adoption - (Post 18)	1				
Foster Care Total		671	12,230	12,276	46	1,039
Non-Bristol Residential	Out of Authority	28	5,032	5,302	270	3,641
	Parent & Baby Unit	5	505	367	-137	1,382
	ESA - Looked after (Pre 18)	10	1,137	1,213	76	1,874
	ESA- (Post 18)	2				
Non-Bristol Residential Total		46	6,673	6,882	210	6,898
Other	Secure Unit	0	151	59	-92	
Other Total		0	151	59	-92	
Permanency	SGO/RO/CAO - (Pre 18)	536	4,121	5,035	914	180
	RO/SGO/CAO (Post 18)	2				
Permanency Total		538	4,121	5,035	914	180
Grand Total of all placements		1,296	26,343	26,955	612	
Total for Teams and Other Services			36,356	35,795	-561	
Childrens Totals			62,699	62,750	51	

c: Risks and Opportunities

6. Savings Delivery RAG Status

19/20 People Directorate Savings Target (£'000s):							8,980
	This month			Last month			Proportion at risk
	Total value of savings (£'000s)	Value at risk (£'000s)	Proportion at risk	Total value of savings (£'000s)	Value at risk (£'000s)	Proportion at risk	
No - savings are at risk	5,747	4,085	71%	5,747	4,385	76%	
Yes - savings are safe	1,160	0	0%	1,433	0	0%	
SAVING CLOSED - CONFIRMED AS 'SECURED & DELIVERED'	2,073	0	0%	1,800	0	0%	
NO RAG PROVIDED	0	0	n/a	0	0	n/a	
Grand Total	8,980	4,085	45%	8,980	4,385	49%	
n/a - represents one off savings or mitigations in previous year	-3,206	0	0%	-3,206	0	0%	
Accelerated efficiencies (balancing line)	0	0	n/a	0	0	n/a	
WRITTEN OFF	0	0	n/a	0	0	n/a	
Grand Total	5,774	4,085	71%	5,774	4,385	76%	

Top 5 largest savings at risk in (ordered by size of saving at risk)		
ID	Name of Proposal	Value at Risk in 19/20 (£'000)
FP33	Introduce Better Lives Programme (Improving outcomes for adults in Bristol) (incl. partial 18/19 rollover)	£ 4,000
FP18-2	*17/18 rollover* More efficient home to school travel	£ 45
BE7-2	18/19 Rollover - Organisational redesign including the council's senior management structures (Mitigation for Education Post)	£ 40

Mitigated savings from previous years' that remain 'due' for delivery this year (£'000)		
Amount due from previous year(s):	£	3,334
Amount reported at risk:	£	85

Key Changes since last month:

- FP07-1 Re-commission Bristol Youth Links (£273k):** The 19/20 savings have been marked as 'SECURED & DELIVERED'
- FP33 Introduce Better Lives Programme (Improving outcomes for adults in Bristol) (incl. partial 18/19 rollover) (£5.6m):** £4m of this savings for 19/20 is reporting at risk this month, this figure having moved in P8 from £2m at risk in previous months.

Key messages/Comments:

- FP33: Introduce Better Lives Programme** - Demand on the system remains at an unprecedented level and this has made it extremely problematic to address the savings target. Further clarity is needed on the relationship between the current budget overspend and the savings delivered through the Better Lives programme.
- FP18-2: *17/18 rollover* More efficient home to school travel** - Although the reduced target of £45k continues to report as at risk, the Logical Transport project is in progress with likely savings attached associated with the restructure of the service.

d: Capital

Approved Budget	Revised Budget	Expenditure to Date	Forecast Outturn	Outturn Variance
£25.8m	£22m	£10.8m	£22m	£0m
		49% of Budget	100% of budget	
1. The budget for the Better Lives at Home funding has been reprofiled for delays in progressing the development of Sea Mills and acquiring properties which is now planned to be delivered in 2020/21				