

2019 Local Community Infrastructure Levy (CIL) & devolved S106 Area Committee arrangements



**Penny Germon, Neighbourhoods & Communities
Service Manager**

Keith Houghton, Community Resources Manager



Presentation will cover

- Background of Area Committees for local CIL & devolved s106
- Improvements in 2019 process delivered
- Comparing impact of 2018 and 2019
- Examples of 2019 funded projects
- 2020 timetable and impacts of 2019 over-commitment of CIL
- Feedback



Background

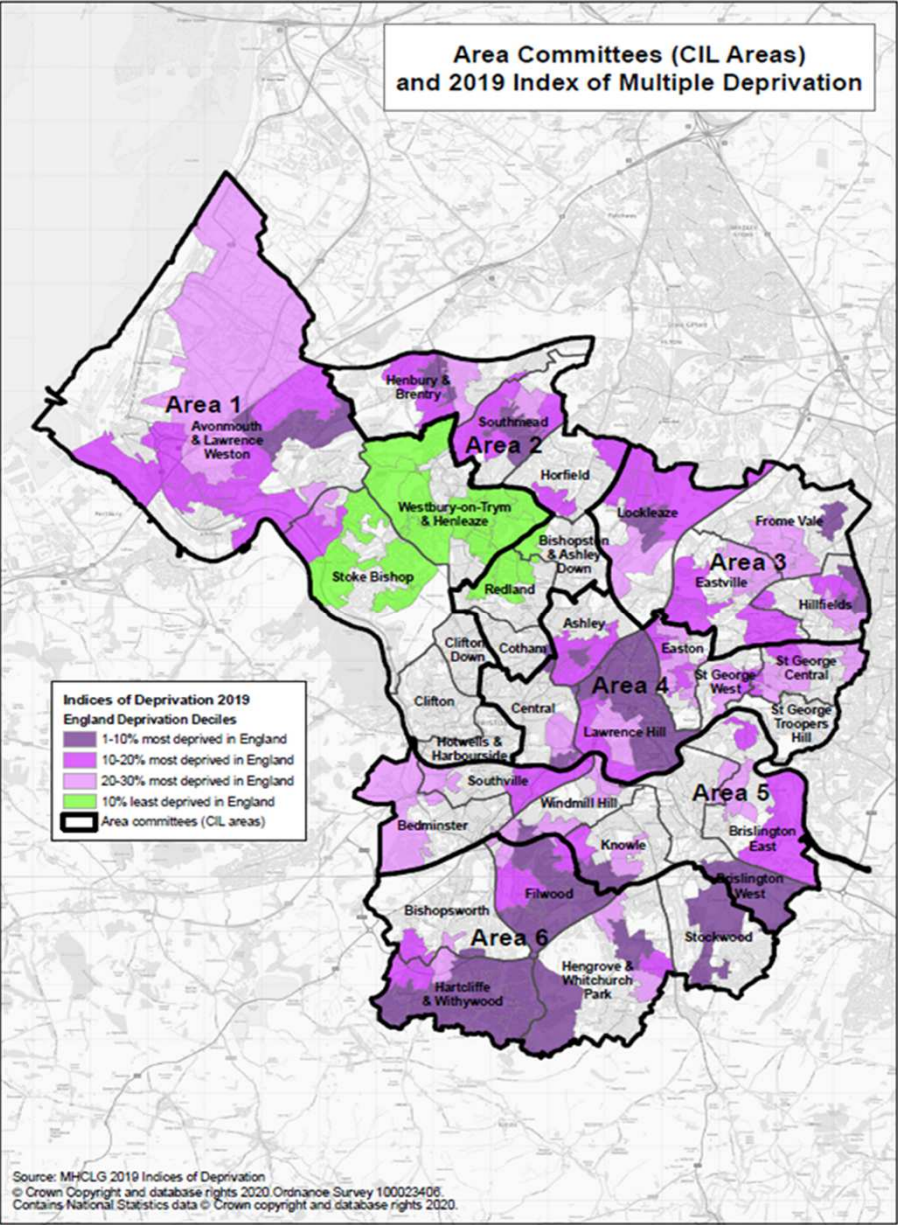
- 6 Area Committees established 20th March 2018
- Purpose: to decide spend of
 - local element of CIL
 - devolved S106 where there is a decision to be made about what and or where the s106 is spent.
- Membership – ward councillors
- Meet once a year, supported by Democratic Services.

Resources

Neighbourhoods & Communities

Slide 3





Resources

Neighbourhoods & Communities



Area Committee Process – 2019 improvements

- **Timescale:** longer – more community involvement time (stage 1) and developing Full Proposals (stage 2)
- **BCC support:** Surgeries with councillors in Feb/March
- **Community Engagement:** more time; 4 community briefings, attended by 70 people
- **Improved publicity and information:**
 - BCC -** time line / website / citywide e-bulletin/ wider publicity
 - Ward Cllrs:** worked more closely with councillors
 - Community spaces:** worked more closely with them
- **Timely information about CIL/S106 funds**
- **Reviewed and improved online guidance**

Resources

Neighbourhoods & Communities

Slide 5



CIL/S106

2018

82 outline proposals submitted

45 projects

between 6-9 per area

Committed funds £1,831,162

- CIL £1,318,558;
- S106: £512,605

Project values £1,974 to £200,000.

2019

168 outline proposals submitted

90 projects

Between 4 - 26 per area

Committed funds

£3.3 million

- CIL £2.8 million;
- S106: £0.5 million

Project values £700 to £209,425.

CIL/S106

Infrastructure improvements

Parks 21;

Community facilities 12

Tree replacements 7

Highways/transport: 4;

School facilities: 1

Infrastructure improvements

Parks 20

Community facilities 30

Tree planting 13 (more than 400 trees planted using S106: a record)

Highways/transport 27

Resources

Neighbourhoods & Communities

Slide 7



Example projects: Eastwood Farm (AC5)

£65,100 of CIL and £65,000 of match funding

- Residents looking to protect and enhance nature reserve
- Complete redesign and refurbishment of the existing play area which is over 20 years old.
- Long-standing community aspiration – raising funds from landfill trusts.

St Paul's Greenway (AC4)

£80,000 of CIL and £16k S106

Partnership approach (Architecture Centre, St Paul's Adventure Playground, St Paul's Learning Centre, and the community groups of Halston Drive Community Room including TALO (Somali Women's Advocacy and Empowerment Group)




- connects green spaces, streets, cultures and communities in St Pauls
- 'activates' three valued community buildings, re-connecting them to their green spaces

THE GREEN WAY
Building A Recipe For Well-Being, St Pauls

AIM: To activate green spaces for community use.

- 1) St Agnes Park - linking new bakery with kids play area and the parks green space.
- 2) St Pauls Learning Centre - Linking cafe with the external terrace and green square.
- 3) Halston Drive Community Room - Linking the room with the green square.



Resources

Neighbourhoods & Communities

Slide 9



Filwood Crazy Golf (AC6)

£14,450 of CIL

- To co-deliver a recycled Crazy Golf in the community
- Idea was created out of workshops with the community
- grows pride of place,
- brings the community together
- place to meet other people from nearby neighbourhoods
- affordable family friendly leisure and wellbeing facilities.



Resources

Neighbourhoods & Communities

Slide 10



Redland Club (AC1)

£15k of CIL and £27k S106

- Reconfigure and refurbish the existing toilet facilities to incorporate a fully accessible toilet and baby changing space
- a successful application to Enover Community Land Fill Trust, with supplementary funding from Redland & Cotham Amenity Society (RCAS), is enabling an energy efficiency improvements

Equality Impact

All Full Proposals required:

- **Equality Impact Assessments** to identify how they will benefit equality communities
- identify how they deliver **access improvements** for disabled people.
- All projects have made a clear contribution to improved disabled access as a result.
- 23 have supported improvements in neighbourhoods and communities where there is greatest inequality.

Resources

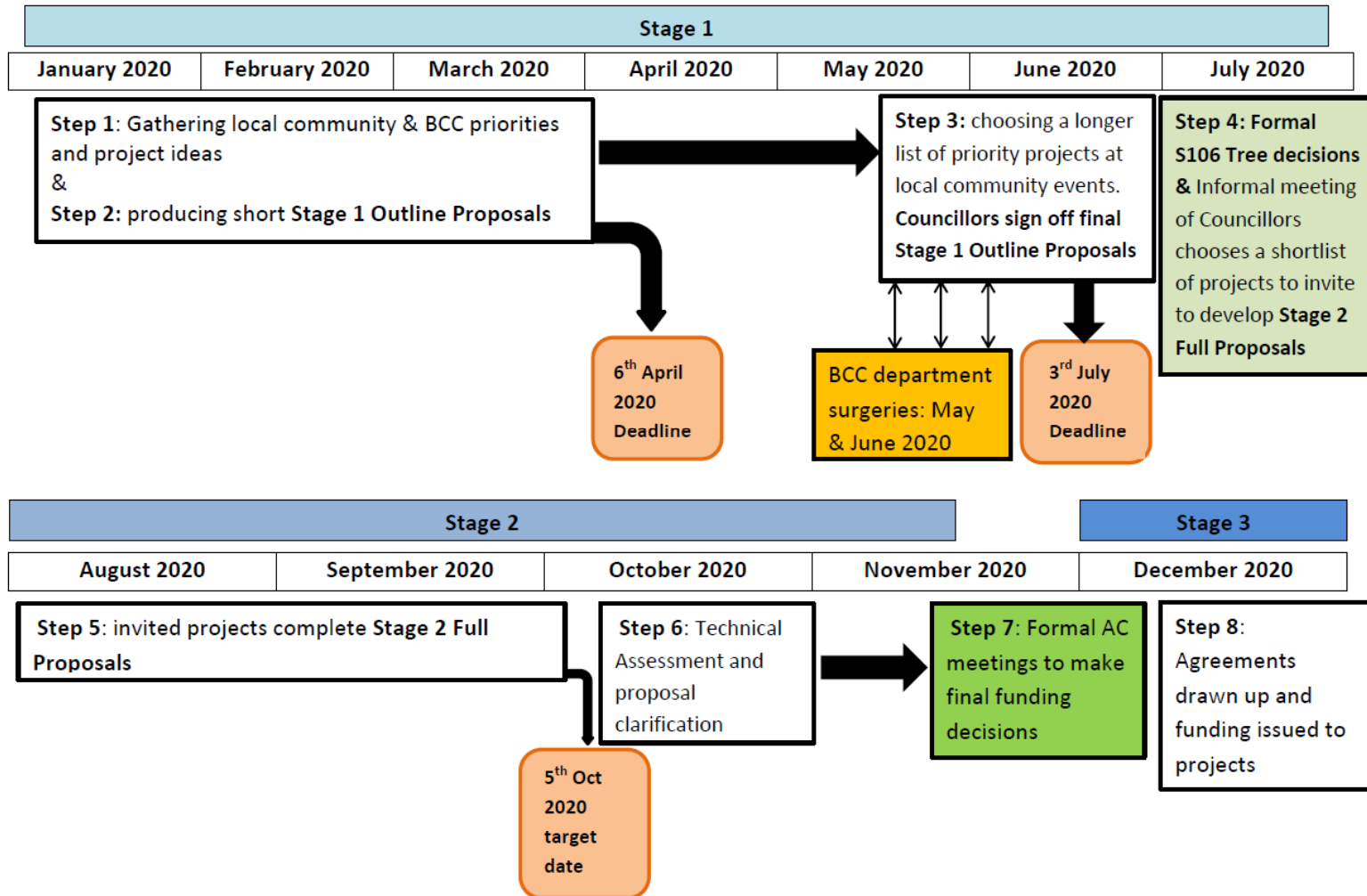
Neighbourhoods & Communities

Slide 12



2020 timetable

Timetable for Area Committee CIL/S106 decision-making 2020/2021



Resources

Neighbourhoods & Communities

Slide 13



2019 over commitments

- 4 Area Committees over-committed or fully-committed their available CIL budgets
- These ACs are considering whether to keep 2020 as a 'fallow' year in order to allow their CIL funds to build up for 2021
- Section 106 funds continue to be available to use to support local projects

Feedback and suggestions

Resources

Neighbourhoods & Communities

Slide 15

