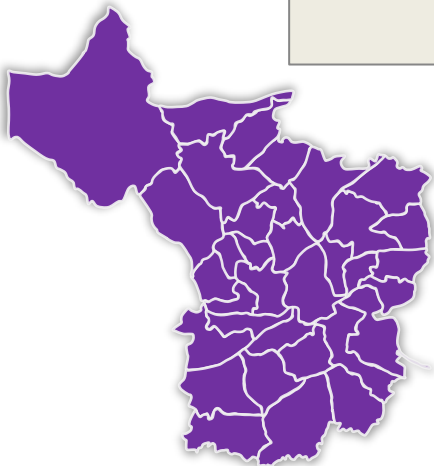
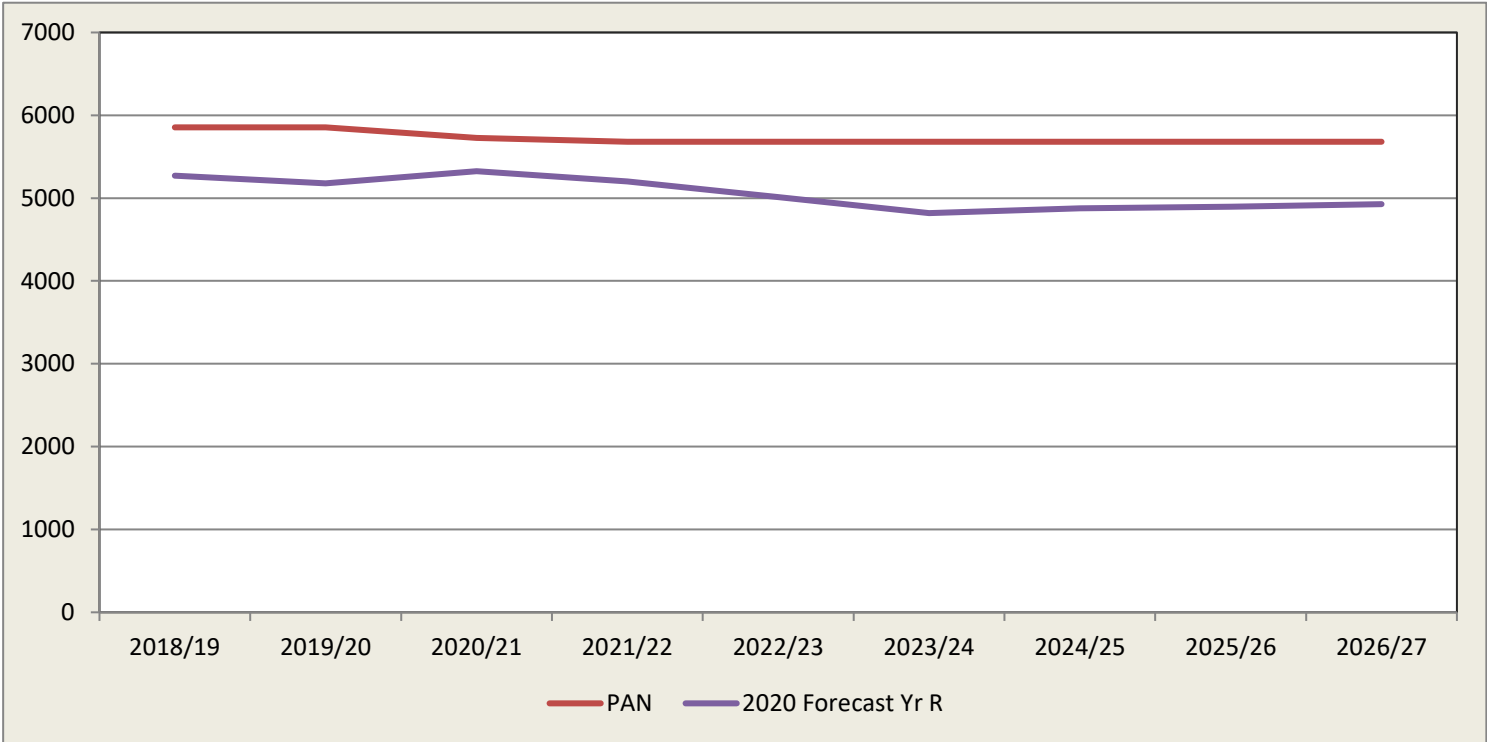
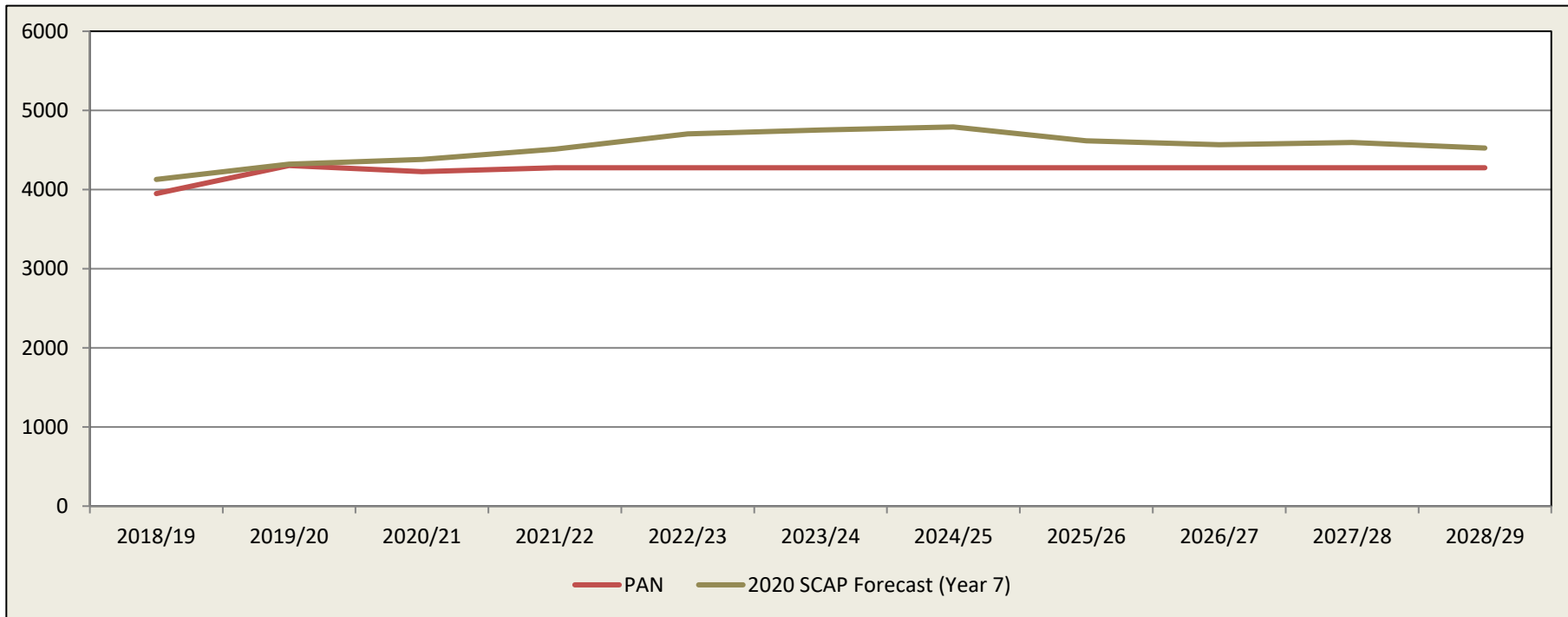


City of Bristol Primary Reception Year Projection 2020



City of Bristol	PAN	2020 Forecast Year R
2018/19	5853	5269
2019/20	5853	5176
2020/21	5726	5323
2021/22	5681	5202
2022/23	5681	5011
2023/24	5681	4818
2024/25	5681	4877

Secondary - City of Bristol Year 7 Projection 2020



BCC School Place Planning Sept 2020

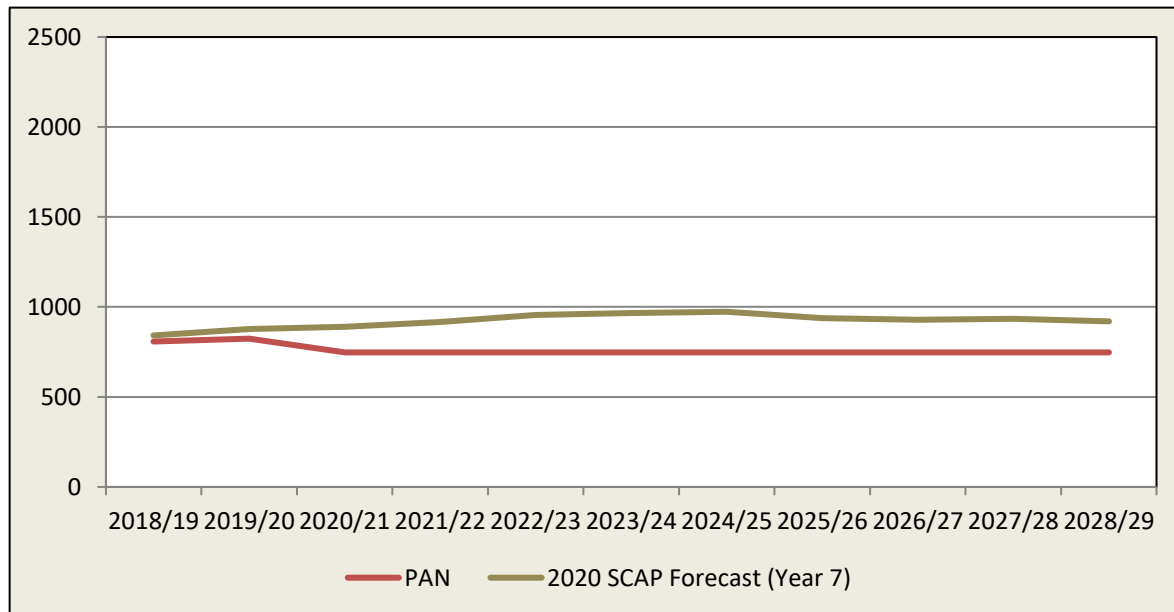


City of Bristol	PAN	2020 SCAP Forecast (Year 7)
2018/19	4166	4128
2019/20	4182	4320
2020/21	4225	4379
2021/22	4276	4510
2022/23	4276	4702
2023/24	4276	4751
2024/25	4276	4791

Secondary – East Central

8010015	PAN	2020 SCAP Forecast (Year 7)
2018/19	808	841
2019/20	824	878
2020/21	747	890
2021/22	747	917
2022/23	747	956
2023/24	747	966
2024/25	747	974

BCC School Place Planning Sept 2020



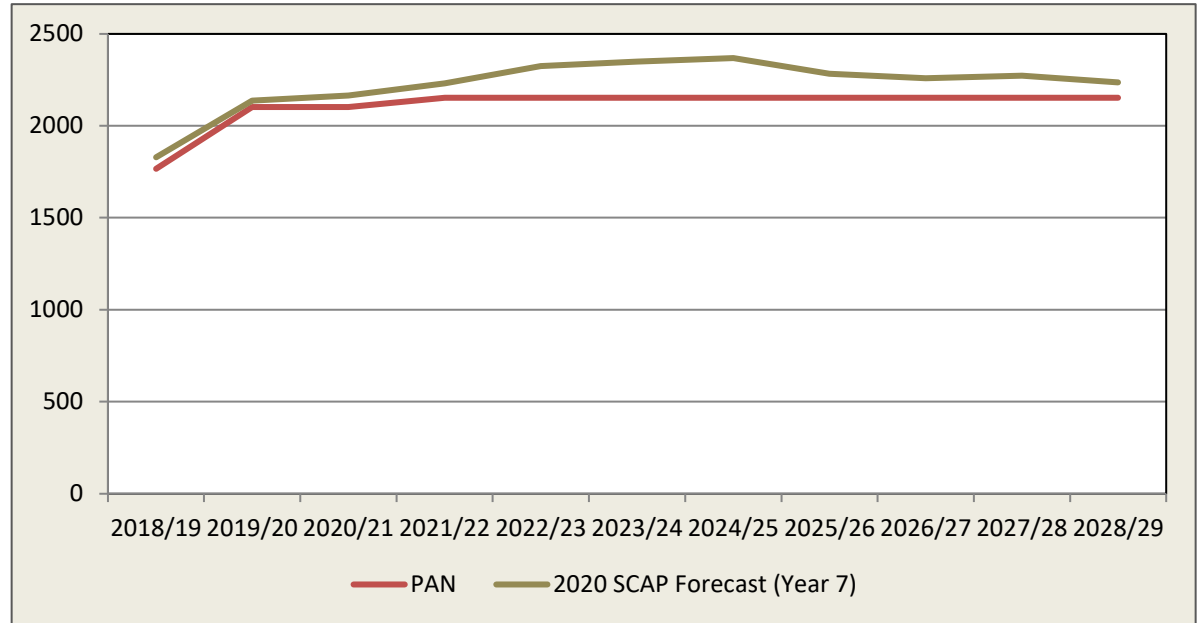
Establishment	PAN 2019/2020	PAN 2020/2021	PAN 2021/2022	NOR Jan 2019	NOR Jan 2020
Avanti Garden's Academy Bristol	52	0	0	45	15
The City Academy Bristol	195	195	195	197	215
Bristol Brunel Academy	232	232	232	232	260
Colston's Girls' School	165	140	140	168	167
Bristol Metropolitan Academy	180	180	180	199	221
Total	824	747	747	841	878

*SMRT moved from East Central Planning Area to North

Secondary - North

8010016	PAN	2020 SCAP Forecast (Year 7)
2018/19	1982	1829
2019/20	2102	2136
2020/21	2102	2165
2021/22	2153	2230
2022/23	2153	2325
2023/24	2153	2349
2024/25	2153	2369

BCC School Place Planning Sept 2020

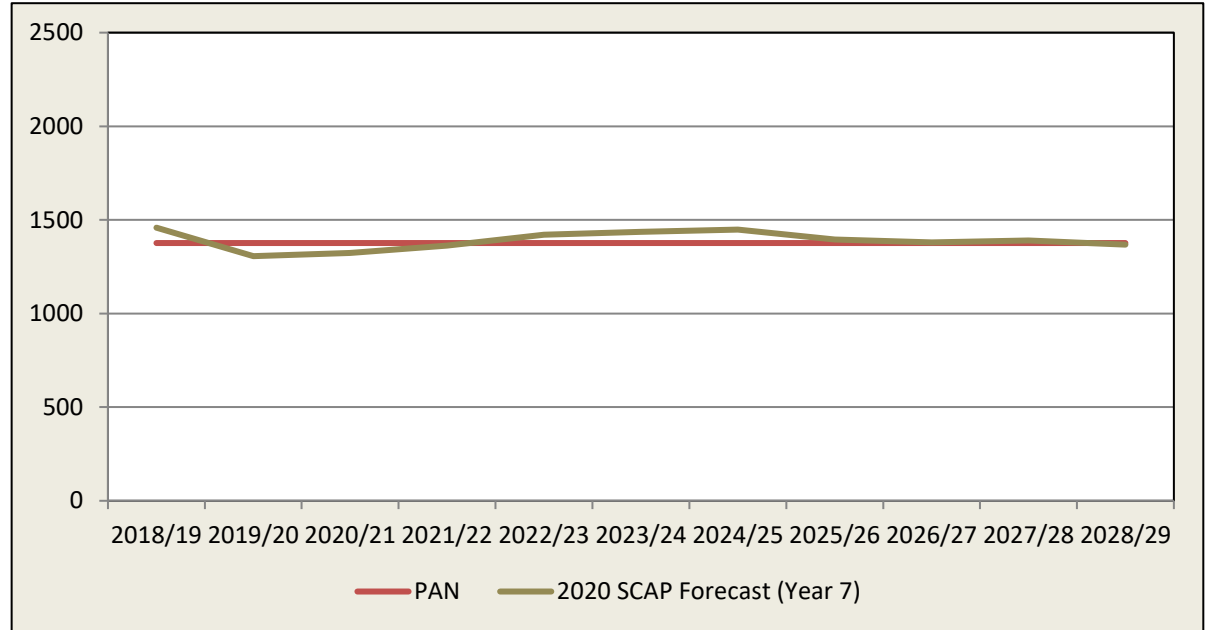


Establishment	PAN 2019/2020	PAN 2020/2021	PAN 2021/2022	NOR Jan 2019	NOR Jan 2020
Bristol Free School	200	200	200	201	201
Orchard School Bristol	185	185	185	213	184
Blaise High School (formerly Henbury School)	189	189	180	185	178
Cotham School	243	243	243	243	244
Fairfield High School	216	216	216	223	214
St Bede's Catholic College	207	207	207	209	206
Redland Green School	216	216	216	232	232
Bristol Cathedral Choir School	150	150	150	152	150
Oasis Academy Brightstowe	160	160	160	171	192
St Mary Redcliffe and Temple School	216	216	216	219	215
CST Trinity	120	120	180	0	120
TOTAL	2102	2102	2153	2048	2136

Secondary - South

8010017	PAN	2020 SCAP Forecast (Year 7)
2018/19	1376	1458
2019/20	1376	1306
2020/21	1376	1324
2021/22	1376	1363
2022/23	1376	1421
2023/24	1376	1436
2024/25	1376	1448

BCC School Place Planning Sept 2020



Establishment	PAN 2019/2020	PAN 2020/2021	PAN 2021/2022	NOR Jan 2019	NOR Jan 2020
Bridge Learning Campus	180	180	180	121	115
Oasis Academy Brislington	270	270	270	204	260
Ashton Park School	216	216	216	223	223
Bedminster Down School	216	216	216	220	214
St Bernadette Catholic Secondary School	150	150	150	151	150
Merchants' Academy	182	182	182	141	160
Oasis Academy John Williams	162	162	162	179	184
	1376	1376	1376	1239	1306