

Licensing Service

Sex Establishment Policy Review



Consultation Survey Responses and Results

Final report v1.1

8 July 2022



www.bristol.gov.uk

Contents

1. Summary	3
S1 Sex Establishment Policy Review	3
S2 Consultation	3
S3 Scope	3
2. Response rate and respondent characteristics	4
2.1 Response rate	4
2.2 Respondent characteristics	5
2.3.1 Table 1: respondent characteristics - all responses to the survey.....	6
3. Survey Responses to the questions	8
3.1 Introduction	8
3.2 Sexual Entertainment Venues (SEVs) in the city centre	8
3.2.1 Do you agree or disagree with the proposed number of SEVs (zero) for the city centre area?... 8	
3.2.2 How safe or unsafe do you feel when in the city centre after dark?	12
3.2.3 There are two SEVs in the city centre, one on Broad Quay, and the second on St Stephens Street. Do these venues affect how safe you feel in the city centre at night?	16
3.3 SEVs in the Old Market/West Street area	19
3.3.1 Do you agree or disagree with the proposed number of SEVs (zero) for the Old Market/West Street area?	19
3.3.2 How safe or unsafe do you feel when in the Old Market/West Street area after dark?	22
3.3.3 There are currently no SEVs in the Old Market / West Street area. Does this affect how safe you feel in the Old Market / West Street area at night?.....	25
3.4 Bristol has a vibrant night-time economy which is made up of a range of different types of premises such as bars, clubs, cinemas, theatres, and other mixed use premises. These are premises which operate into the night-time, and early morning. Bristol has won Purple Flag status for a number of years which allows members of the public to quickly identify town and city centres that offer an entertaining, diverse, safe and enjoyable night out. What do you think the impact of SEVs is on Bristol's night-time economy?.....	28
3.5 If you have any other comments about the proposals in the draft Sex Establishments Policy, please provide them below.	31
5. Additional responses	34
6. Differences and similarities between Survey and Citizen Panel Responses	Error! Bookmark not defined.
7. How will this report be used?.....	38

1. Summary

S1 Sex Establishment Policy Review

The Council adopted additional parts of the Local Government (Miscellaneous Provisions) Act 1982 in 2011 which gave it the ability to control and regulate Sex Establishments. Five premises operated as venues offering sexual entertainment at that time. A policy was developed at that time which resulted in three sexual entertainment venue premises becoming licensed under the legislation, along with the four existing sex shops already covered by the same Act.

Currently there are two licensed sexual entertainment venues and two licensed sex shops within Bristol City Council's administrative area. There are currently no licensed sex cinemas.

The Council is undertaking a review of the policy and as part of this review the Council engaged with the public and stakeholders in a variety of ways, inviting comments from previous stakeholders, through a questionnaire requesting general views on sex establishments as well as opinions about specific locations in the Council's administrative area, and through a 12 week consultation by way of a number of questions seeking views on the draft policy published alongside it. Finally the Council undertook a 12 week consultation on a draft policy with proposed revised numbers of zero for sexual entertainment venues in three defined localities.

S2 Consultation

The consultation was open for 12 weeks between 28 September 2021 and 19 December 2021 and sought responses from the public to questions relating to the proposed change in numbers of premises allowed in each locality. 6,273 responses were received.

The consultation was available online, and paper copies of the questions and alternative accessible formats were available on request. The questionnaire was publicised through media, social media and communications with the public including relevant responsible authorities, equalities groups, and stakeholders.

Additional comments were also received outside of the consultation questions, details of which are included in section 5 of this report.

S3 Scope

This report presents the findings of the sex establishment's consultation. It includes the overall responses to the consultation.

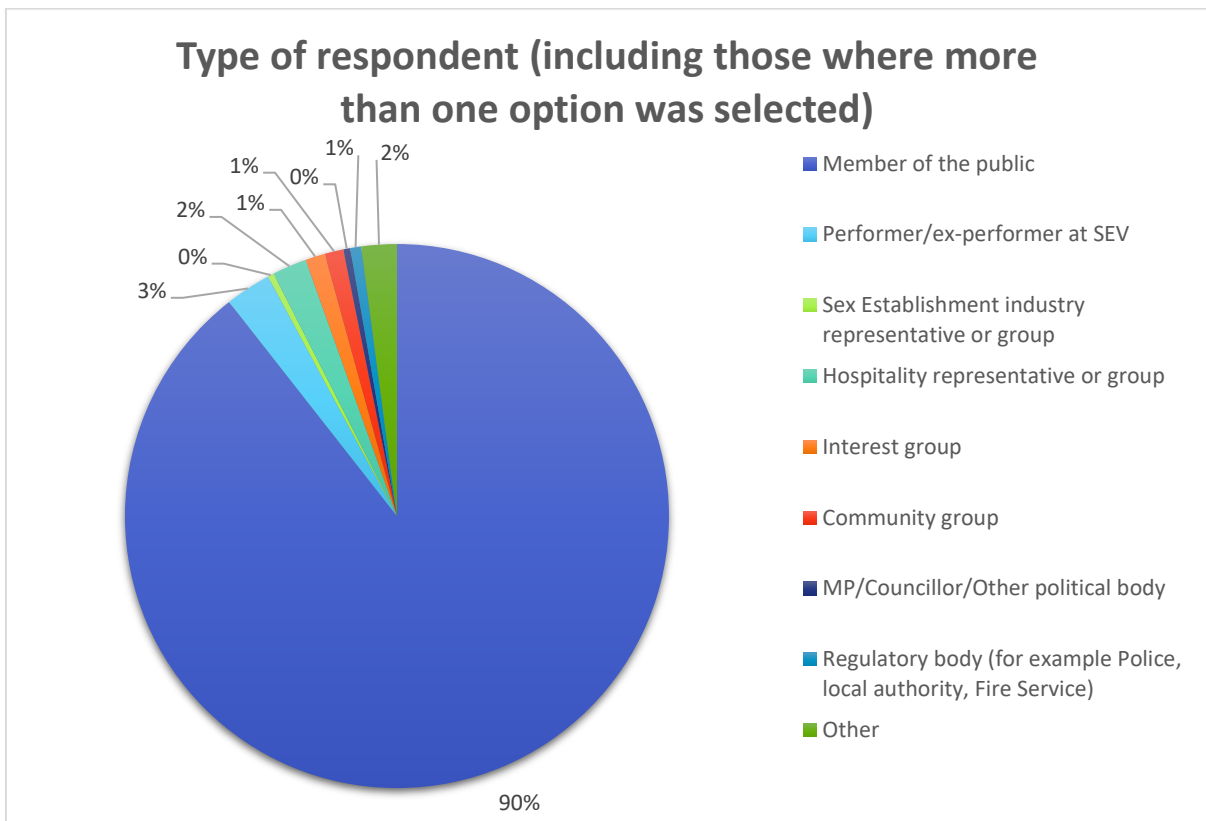
2. Response rate and respondent characteristics

2.1 Response rate

6,273 responses were received to the consultation via the online and paper based survey.

The options for type of respondent enabled people to choose more than one option, for example member of the public and performer/ex performer at SEV. Even taking this into account the majority of respondents were members of the public at 90%. 5490 people selected only 'member of the public' whilst 285 selected 'member of the public' and at least one other option. It therefore should not make a substantive impact on the analysis of the overall responses.

Additionally, 3% of respondents were performers/ex performers at SEVs, less than 1% were sex establishment industry representative or group, 2% were hospitality representative or group, 1% were interest groups, 1% were community groups, less than 1% were MP/Councillor/Other political body, 2% were other individuals or groups. 1% stated they were regulatory bodies, however a number of these also stated they were members of the public, and we are not aware that any responses have been submitted as part of this questionnaire which represent the formal views of any regulatory bodies such as Avon and Somerset Constabulary, Avon Fire and Rescue Service, or others.



2.2 Respondent characteristics

Consultation

The majority of people answered one or more of the equalities monitoring questions.

The majority of respondents were between the ages of 18-44 with a total of 71% in these age ranges.

54% of respondents were female. 27% of respondents were male, and 2% stated they were non-binary, agender or genderfluid. 11% either preferred not to say, or included a comment without saying which sex they are.

A full breakdown of consultation respondent characteristics is found in Table 1 below.

Location

Of the 6,273 respondents approximately 58% were from within the Bristol City Council postcode area. 1% were from Bath and North East Somerset postcode area, 3% were from the North Somerset postcode area, and 11% were from the South Gloucestershire postcode area. 6% were not from the Bristol or surrounding local authority area, and 21% did not give their postcode or a valid postcode.

Postcode location	Count	Percentage
Bristol	3638	58%
Bath and North East Somerset	82	1%
North Somerset	181	3%
South Gloucestershire	684	11%
Outside wider Bristol area	320	6%
Other / Not given	1368	21%
Grand Total	6273	

2.3.1 Table 1: respondent characteristics - all responses to the survey

	Respondent characteristic	Number of responses to questionnaire	% responses to equalities question
Age	Under 18	20	<1%
	18-24	1188	19%
	25-34	2101	33%
	35-44	1206	19%
	45-54	598	10%
	55-64	342	5%
	65-74	187	3%
	75-84	37	1%
	85 or over	16	<1%
	Prefer not to say	129	2%
	No response	449	7%
Sex	Female	3368	54%
	Male	1668	27%
	Non-binary, agender, genderfluid	117	2%
	Other	35	1%
	Prefer not to say	599	10%
	No response	486	8%
Transgender	Yes	149	2%
	No	4965	79%
	Prefer not to say	516	8%
	No response	643	10%
Ethnicity	White British / English / Irish / Scottish	4289	68%
	Other White	412	7%
	Mixed / Multi ethnic group	247	4%
	Black / African / Caribbean / Black British	96	2%
	Asian / Asian British	121	2%
	Gypsy / Roma / Irish Traveller	20	<1%
	Other ethnic group	22	<1%
	Prefer not to say	477	8%
	No response	589	9%
Disability	Yes	676	11%
	No	4631	74%
	Prefer not to say	370	6%
	No response	596	10%
Religion	No religion	3695	59%
	Christian	832	13%
	Buddhist	76	1%
	Hindu	19	<1%
	Jewish	46	1%
	Muslim	47	1%
	Sikh	14	<1%
	Any other religion or belief	211	3%

Sex Establishment Policy Review – Consultation responses

	Prefer not to say	671	11%
	Not given	662	11%
Sexual orientation	Heterosexual (straight)	2761	44%
	Bisexual	1325	21%
	Gay Man	201	3%
	Gay woman/lesbian	227	4%
	Other	210	3%
	Prefer not to say	893	14%
	Not given	656	10%

3. Survey Responses to the questions

3.1 Introduction

The consultation survey had a number of questions relating to the proposed changes to the number of venues permitted in three localities, City Centre area, Old Market/West Street area, and Bishopston/Redland/Cotham/Ashley area. It focused on sexual entertainment venues (SEVs) in particular, as these have been found to be the more controversial element of the policy proposals. It also asked about how safe people felt in those areas, and whether the presence or not of SEVs made them feel more or less safe.

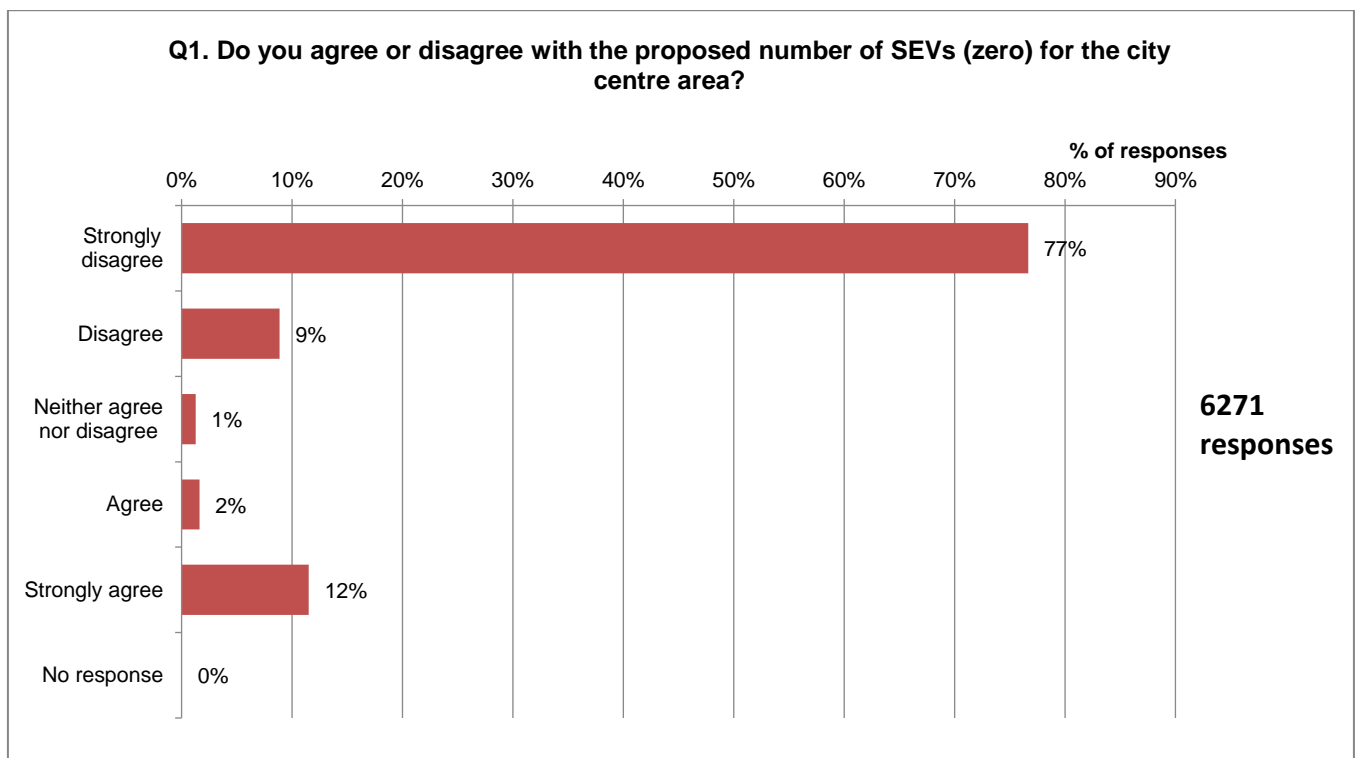
There were a number of supporting documents provided with the survey, including the proposed policy, equalities impact assessment, summary of changes, and plain English descriptions.

3.2 Sexual Entertainment Venues (SEVs) in the city centre

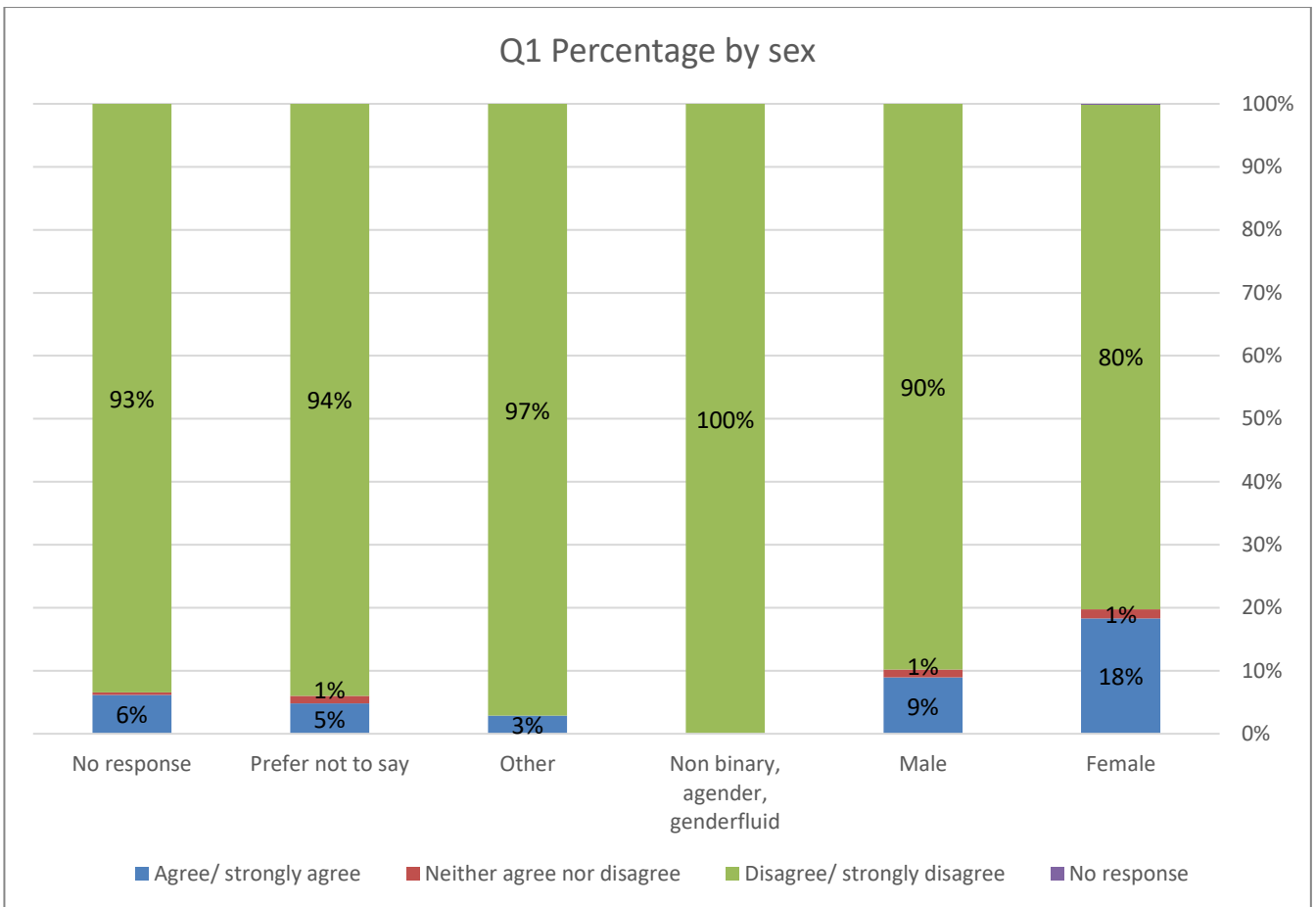
The draft policy proposes the appropriate number of Sexual Entertainment Venues (SEVs) for the city centre locality is zero. The current policy permits two SEVs and there are currently two licensed SEVs in the city centre.

3.2.1 Do you agree or disagree with the proposed number of SEVs (zero) for the city centre area?

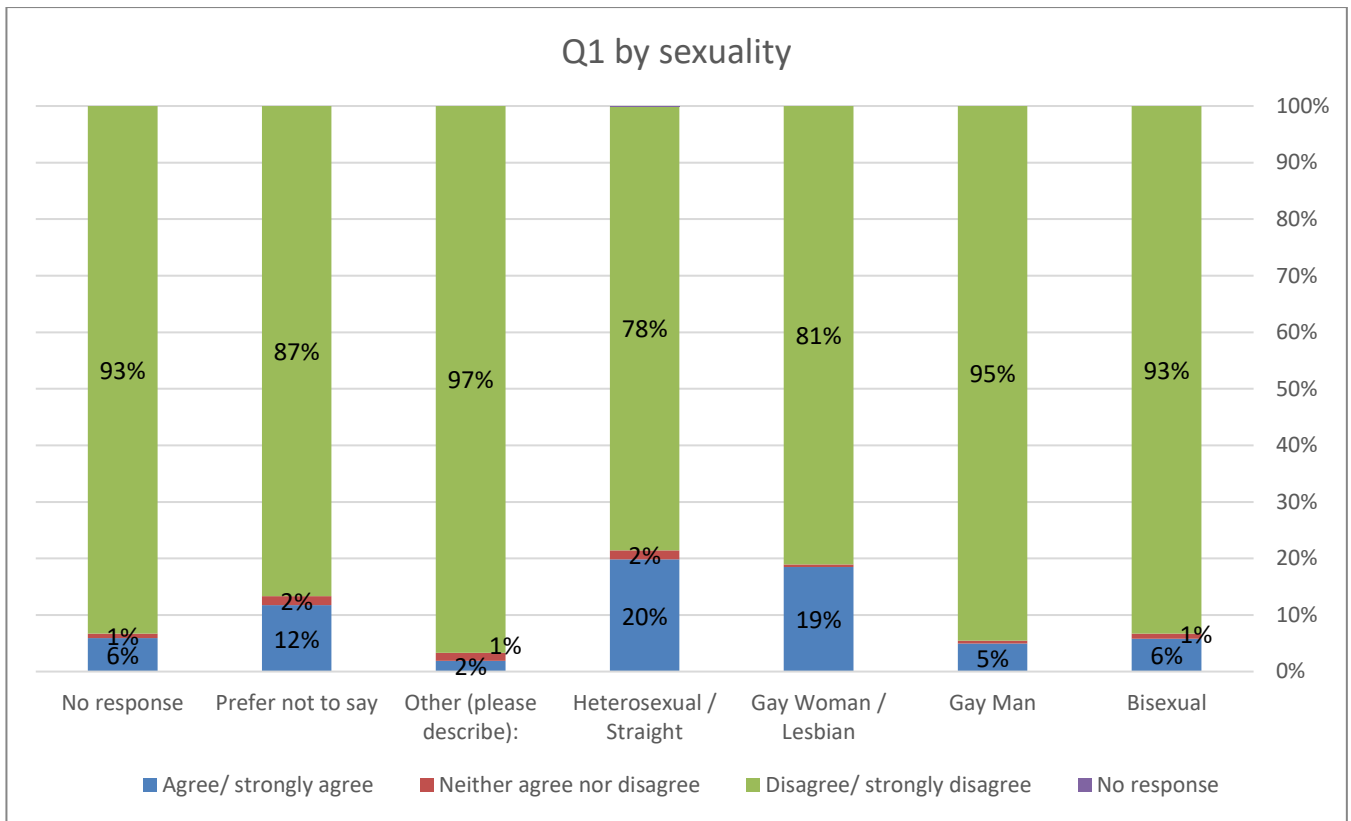
Respondents were asked whether they agreed with the proposed number of SEVs for the city centre area. Overall, the majority of people (86%) disagreed or strongly disagreed with the proposed policy. 1% neither agreed nor disagreed, and 14% agreed or strongly agreed with the policy.



Looking at the split by sex, it can be seen the majority of female respondents disagreed, or strongly disagreed with the proposed numbers for the city centre area. This was 10% less than the percentage of men who disagreed with the question, however still a large majority at 70%. Overall all the sexes disagreed with the proposed numbers more than agreed with them.



When looking at the results by sexuality, straight/heterosexual and gay woman/lesbian respondents agreed with the question more than all other groups. Bisexuals were very unlikely to agree with 93% disagreeing. Gay men and those whose identities fall outside of the main 4 descriptions were least likely to agree with the question.



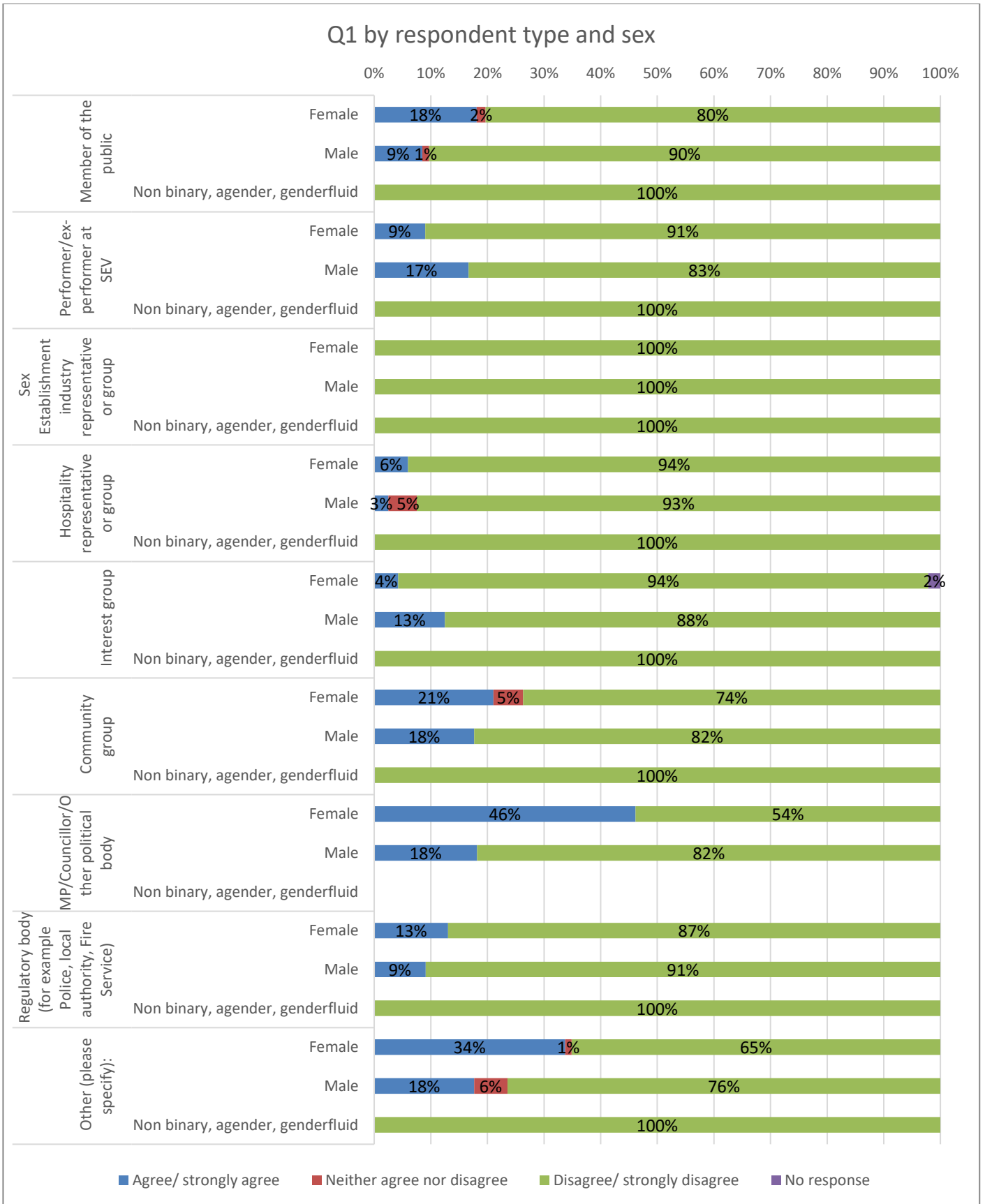
When respondents are grouped by type and sex it can be seen that female MP/Councillor/Other political body respondents are split very closely, 46% agree versus 54% disagree. Male respondents in this group are split very differently, with only 18% agreeing and 82% disagreeing.

Male respondents who are responding as part of an interest group are more likely to agree than female respondents of the same type, 18% males versus 4% females.

Male performers/ex-performers at SEVs were more likely than female performers/ex-performers to agree with the proposed numbers, 17% males versus 9% females

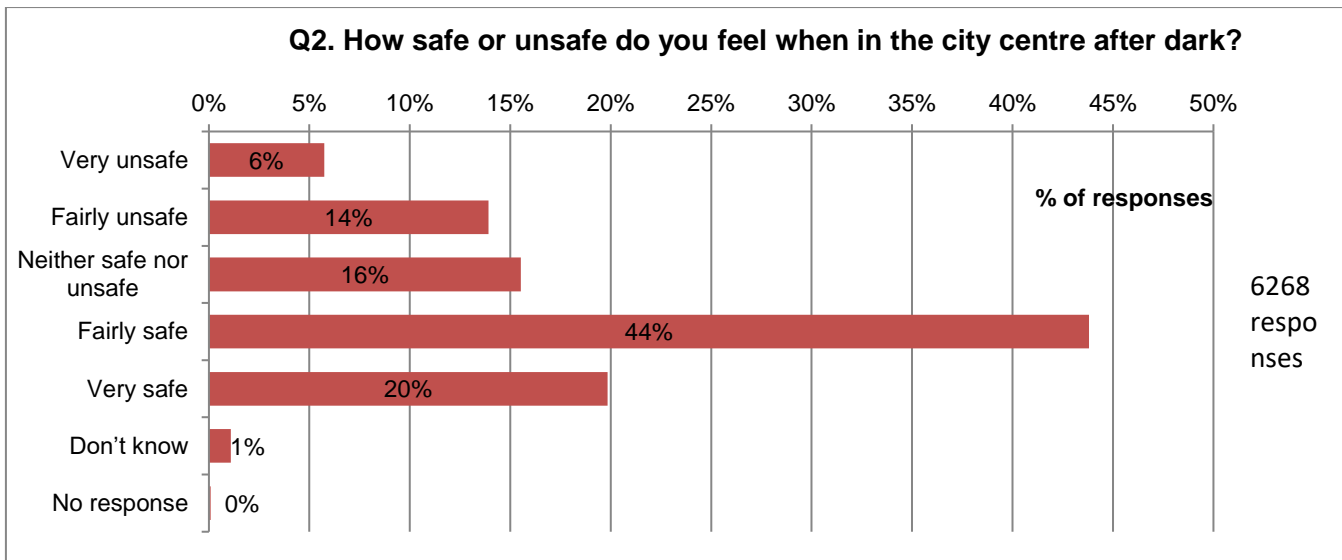
All groups showed a majority disagreeing with the proposals.

Sex Establishment Policy Review – Consultation responses

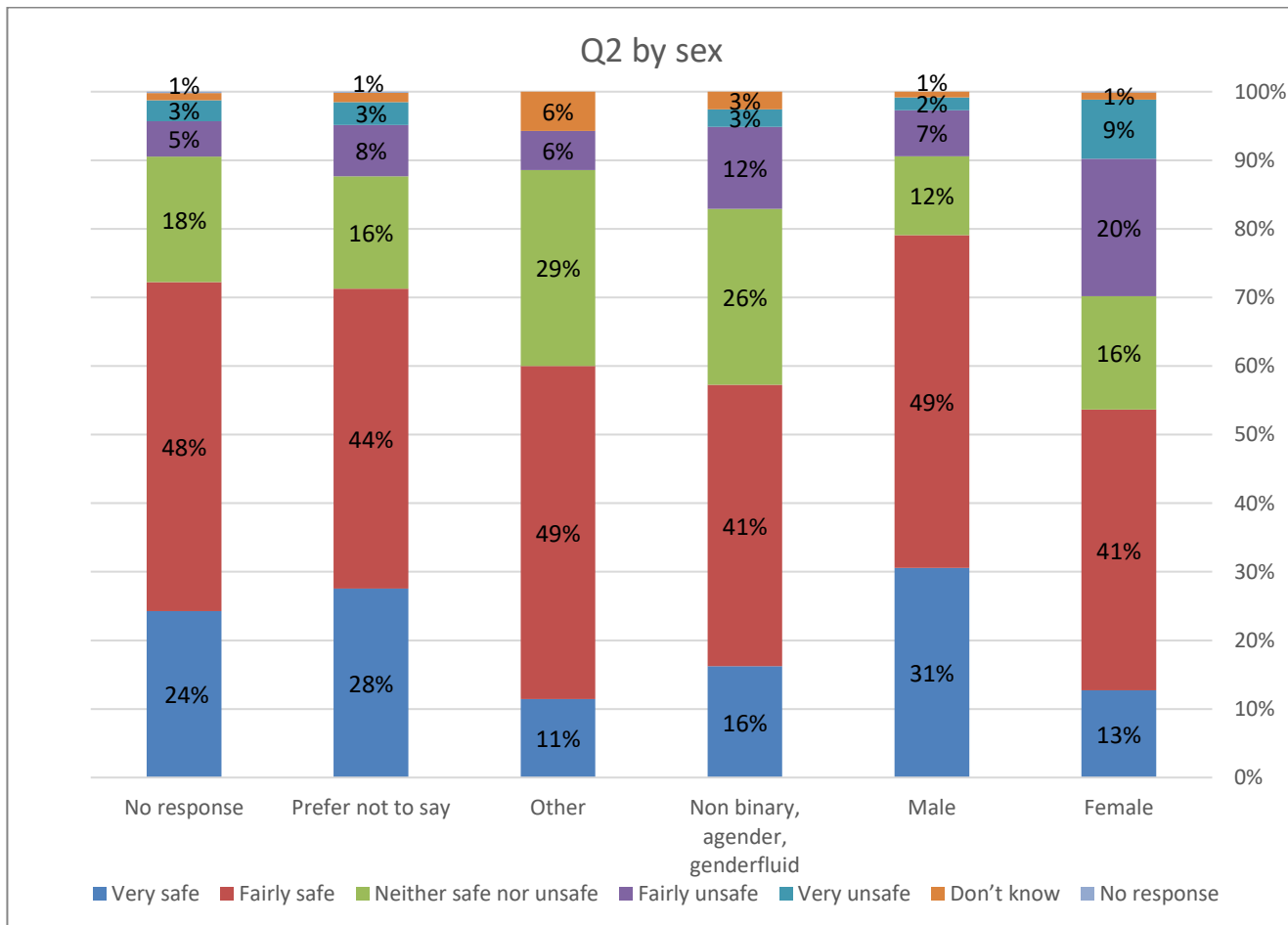


3.2.2 How safe or unsafe do you feel when in the city centre after dark?

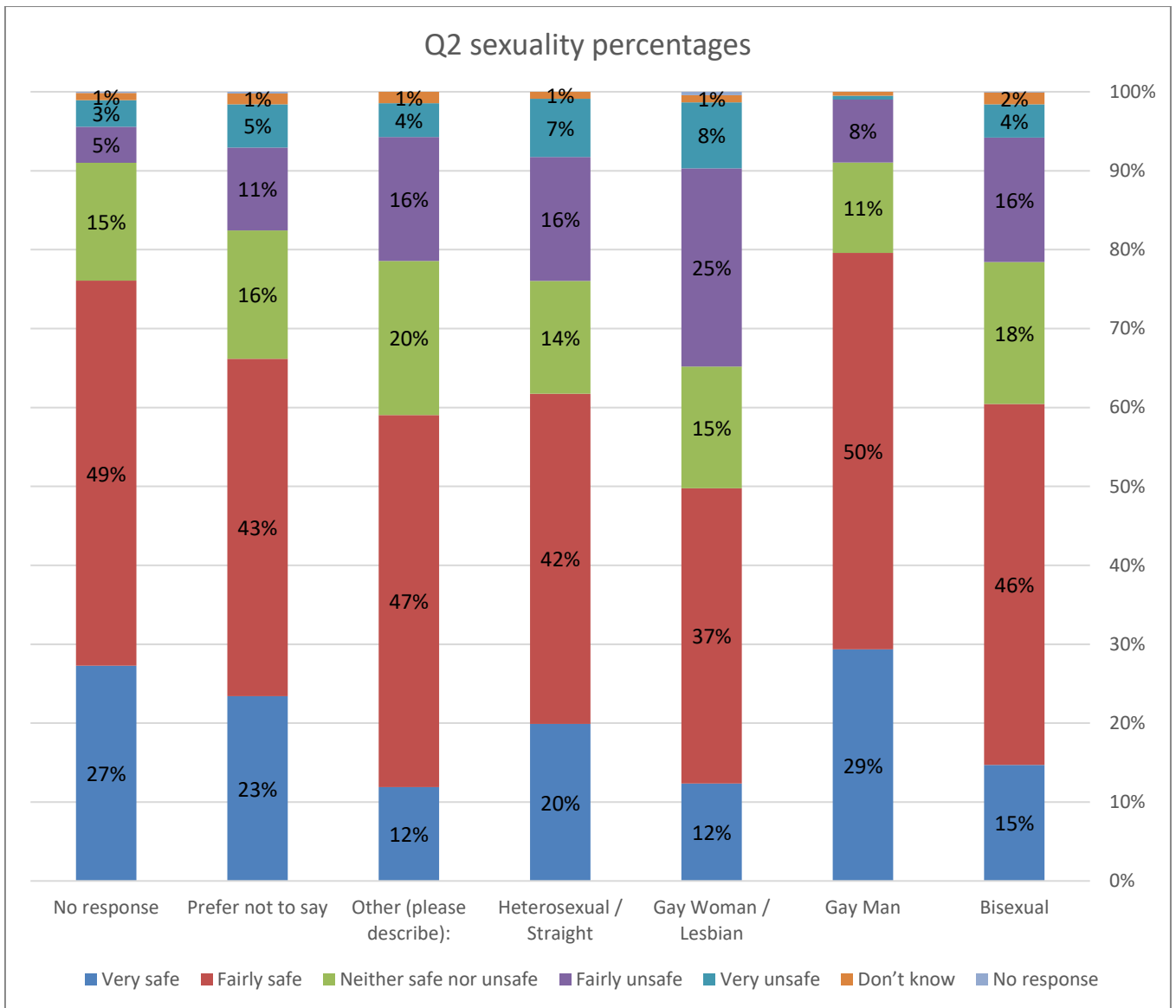
Respondents were asked how safe or unsafe they felt in the city centre area after dark. The majority of respondents (44%) stated they felt fairly safe, and 20% said they felt very safe. 20% said they felt fairly or very unsafe, and 16% said they felt neither safe nor unsafe.



Looking at the split by sex, it can be seen that the majority of all sexes said they felt fairly safe in the city centre after dark.



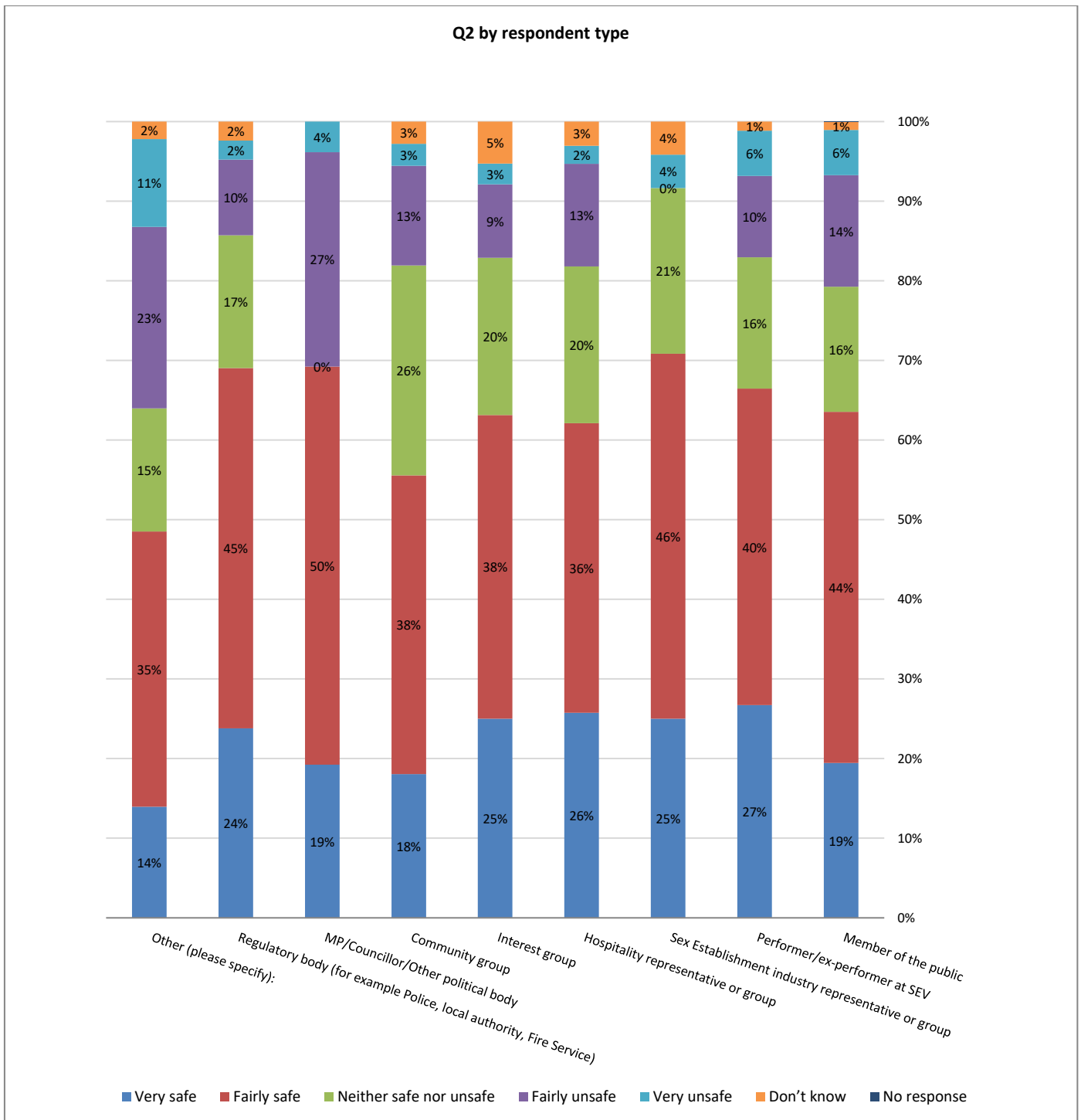
When looking at the breakdown of responses by sexuality we can see that gay men were the most likely to say they felt safe in the city centre after dark (79%). Bisexual and straight respondents have similar levels of feelings safe (61% and 62% felt safe, 20% and 23% unsafe respectively). Gay women/lesbians are most likely to feel unsafe, with 33% saying they felt fairly or very unsafe.



Looking at the type of respondent 63% of members of the public said they felt fairly or very safe in the city centre after dark. 69% of MP/Councillor/Other political bodies said they felt fairly or very safe, with 27% saying they felt fairly unsafe. All groups had a large percentage who felt neither safe nor unsafe (between 15% and 26%) with the exception of the political group, for which no respondents felt neither safe nor unsafe.

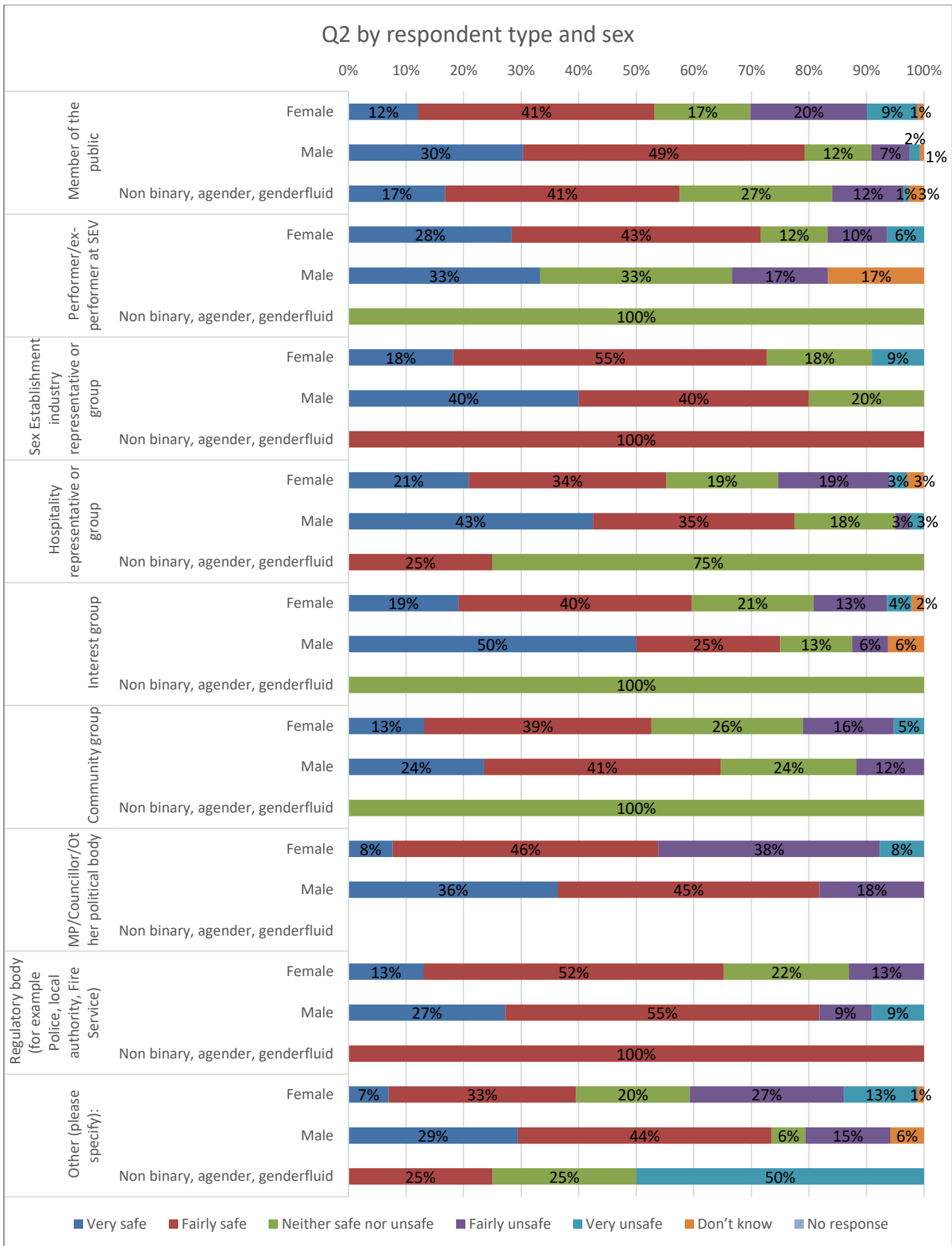
Community group and 'other' respondents were least likely to say they felt safe, and sex establishment representative or group respondents were most likely to say they felt safe. MP/Councillor/ other political body respondents and 'other' respondents were the most likely to say they feel unsafe, 31% and 34% respectively.

Sex Establishment Policy Review – Consultation responses



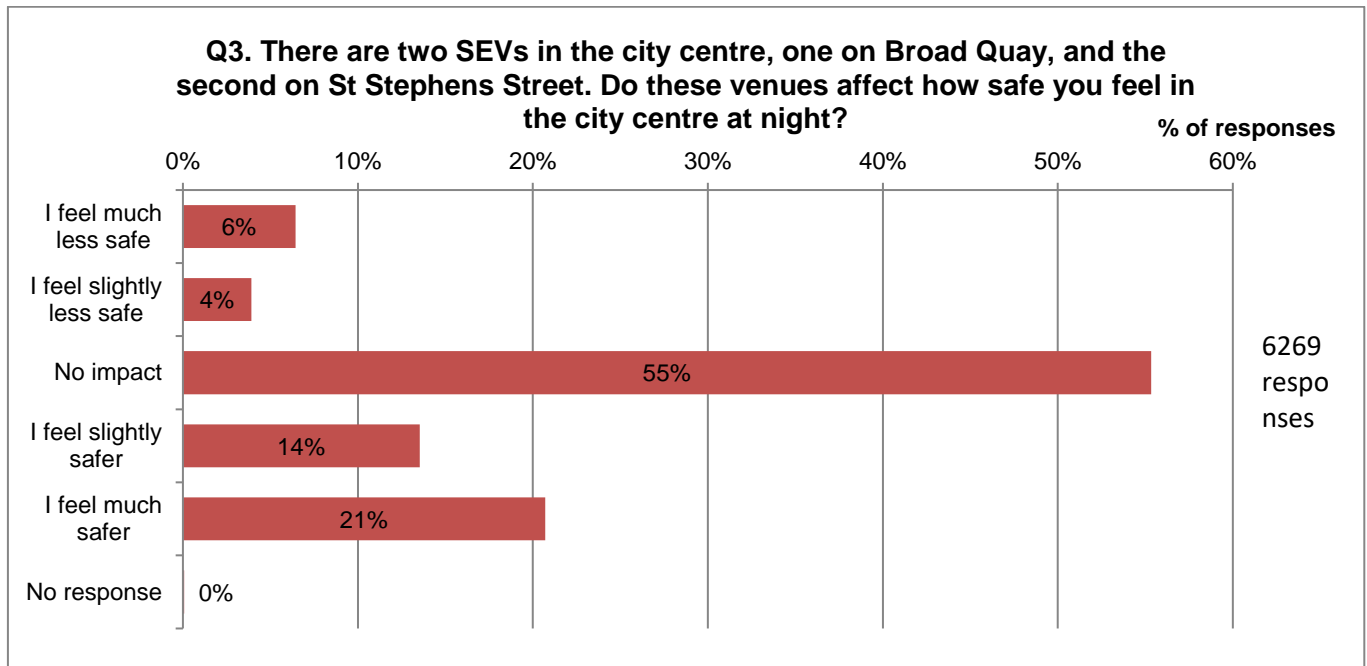
When broken down further by type of respondent and sex we can see that female members of the public are more likely to say they feel unsafe in this area than male members of the public, 29% versus 9%, although 53% of female respondents say they feel safe or very safe. There is a large difference between female and male MP/Councillor/ other political body respondents, with 46% of female respondents saying they did not feel safe, compared to 18% of male respondents.

Sex Establishment Policy Review – Consultation responses

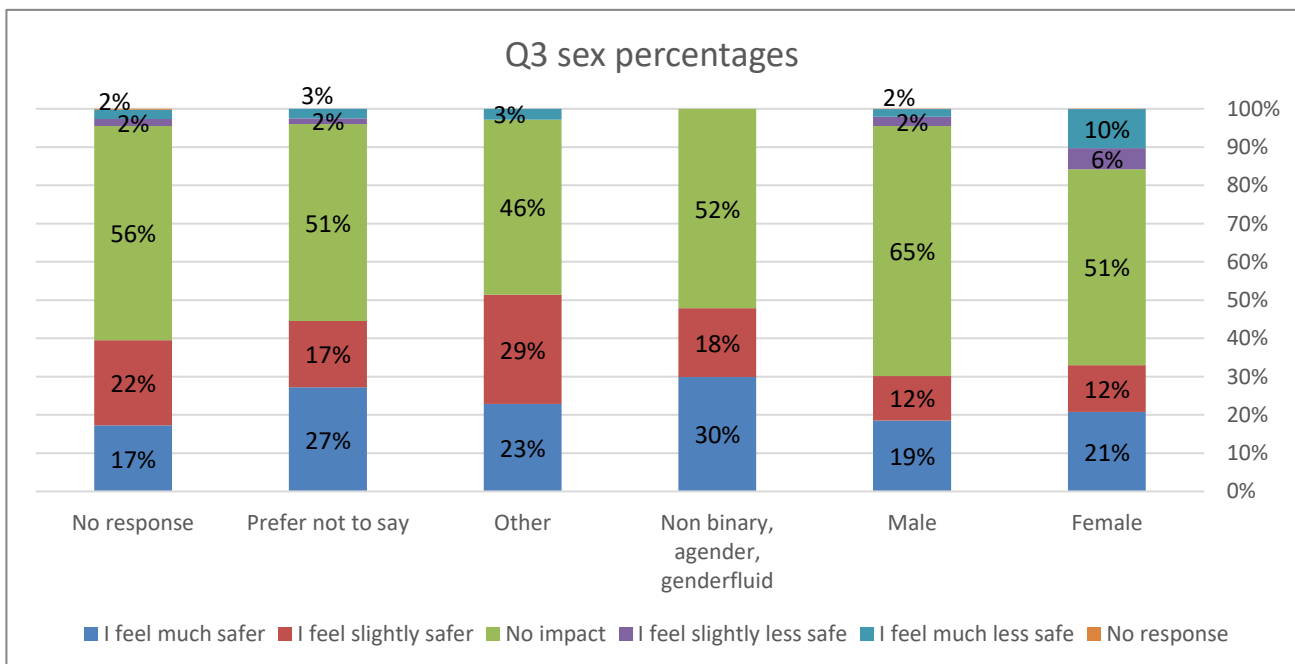


3.2.3 There are two SEVs in the city centre, one on Broad Quay, and the second on St Stephens Street. Do these venues affect how safe you feel in the city centre at night?

Respondents were asked whether knowing that there were two SEVs in the city centre, and the location of them, affected how safe they felt. The majority of respondents (55%) said it had no impact on how safe they felt. 10% said they felt slightly less safe, or much less safe, and 35% said they felt slightly safer or much safer.



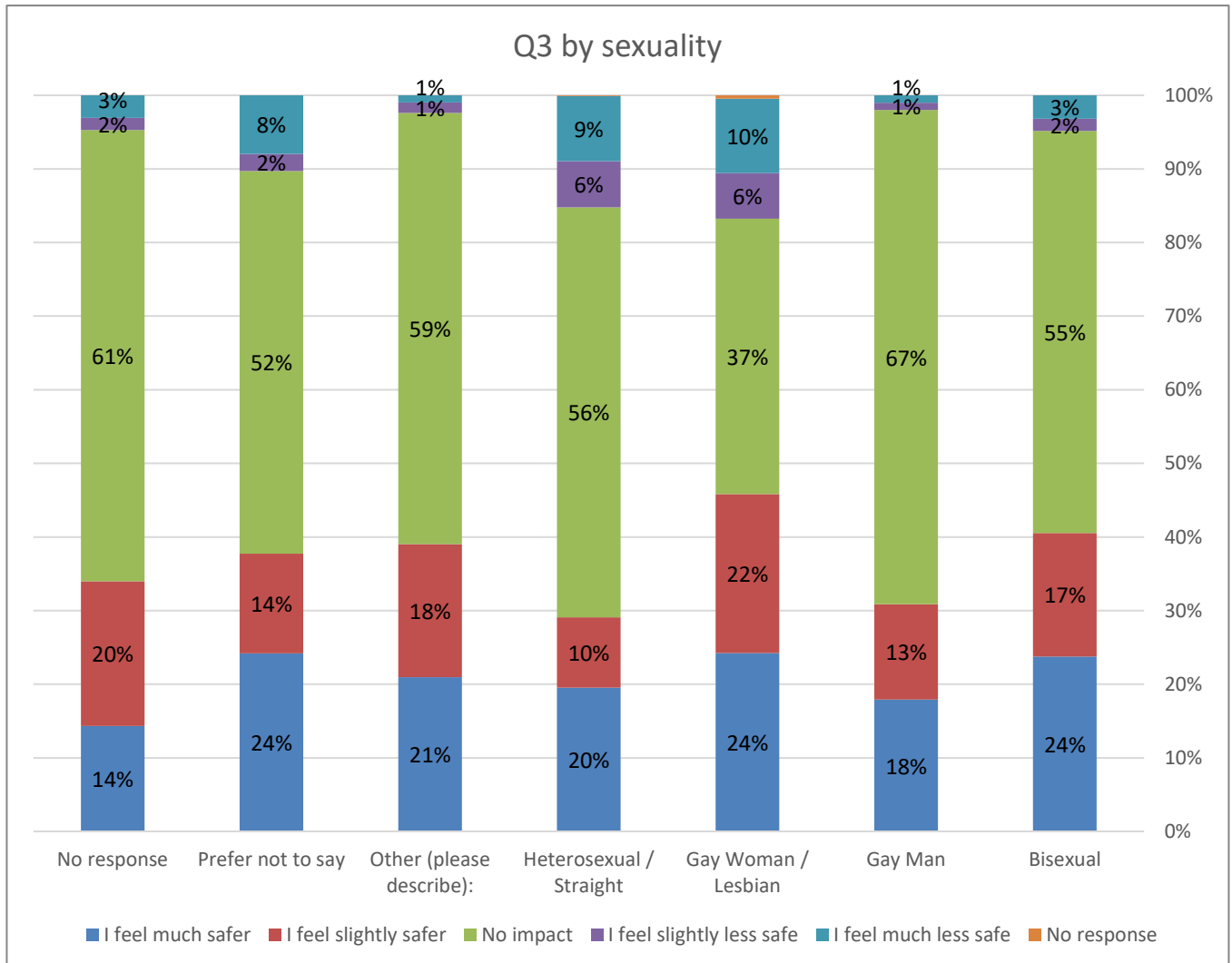
When broken down by sex, the majority of all groups said it had no impact on how safe they felt. Male respondents were slightly more likely than female and nonbinary, agender and genderfluid respondents to say there was no impact. Non binary, agender, genderfluid, and other respondents who put in their own definition were more likely to say that SEVs made them feel safer in the city centre.



Sex Establishment Policy Review – Consultation responses

When looking at this question broken down by sexuality we can see that for all groups except gay woman/lesbian respondents, over 50% of respondents said there was no impact. Gay men were most likely to say there was no impact (67%).

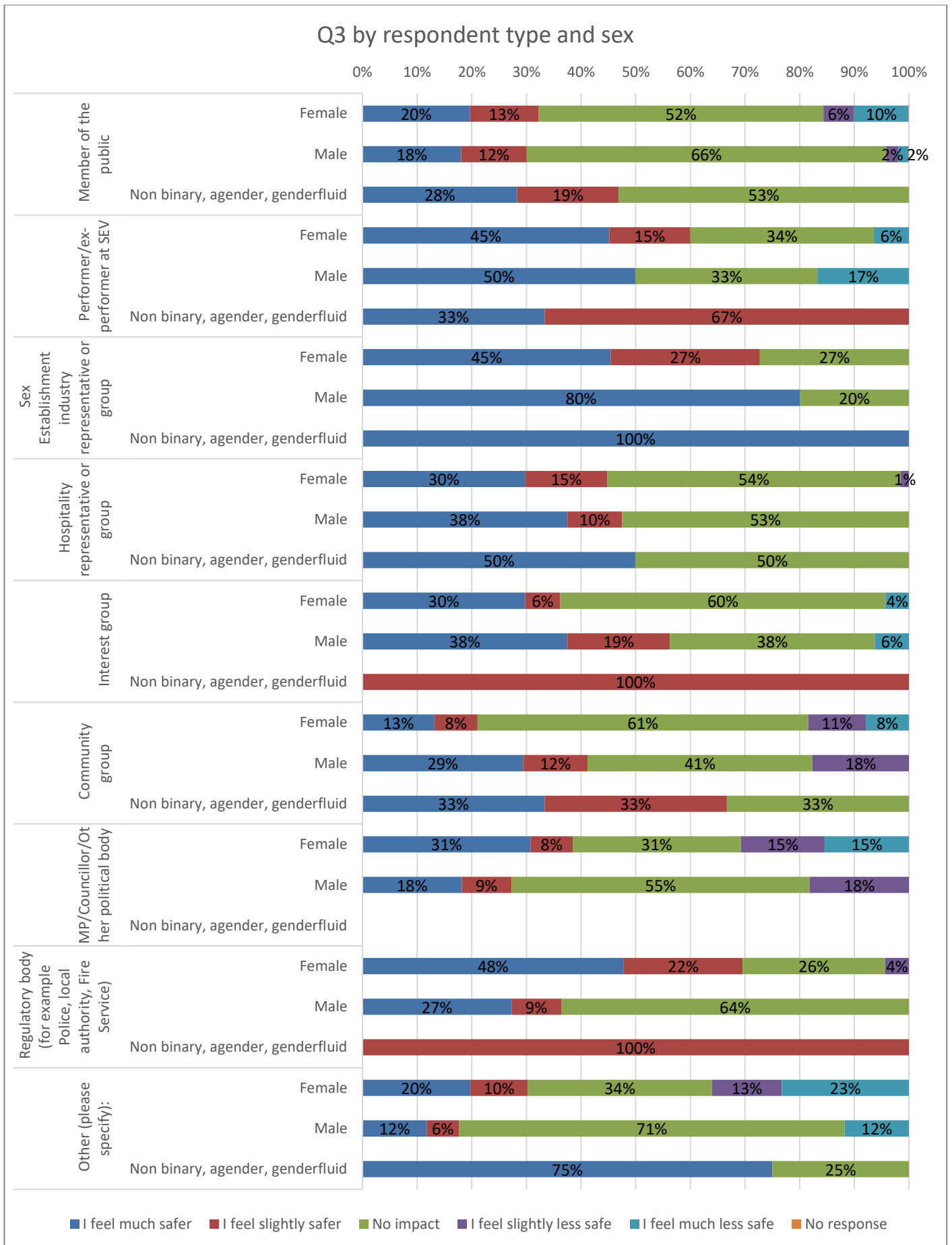
Straight and gay woman/lesbian respondents had similar levels of respondents saying that SEVs made them feel less safe (15% and 16% respectively).



When looking at the responses by respondent type we can see that the majority of members of the public say there is no impact (56%). Sex establishment representatives are most likely to say they feel slightly or much safer (79%). MP/Councillor/ other political body respondents and 'other' respondents are most likely to say they feel slightly or much less safe (23%, 28% respectively). The majority of performers/ex-performers say that they make the area safer (60%).

When looking at the responses by respondent type and sex we can see that male members of the public are more likely to say there is no impact than female members of the public, 66% versus 52%. Similarly female interest group and community group respondents are more likely to say there is no impact than their male counterparts. Female 'other' respondents were most likely to say it made them feel unsafe.

Sex Establishment Policy Review – Consultation responses

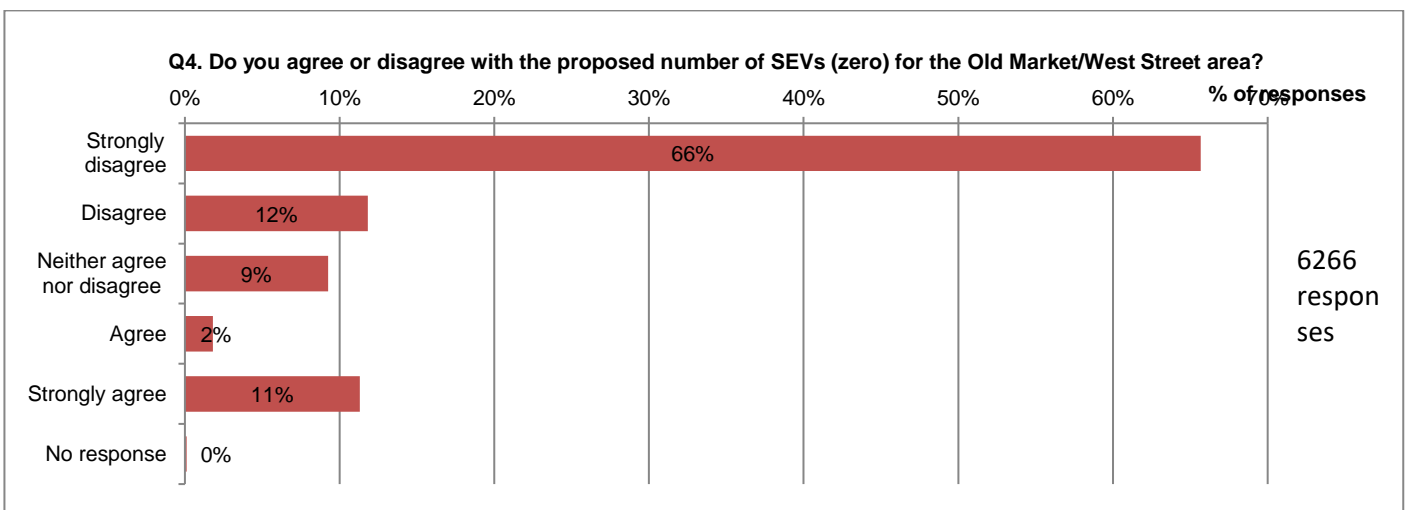


3.3 SEVs in the Old Market/West Street area

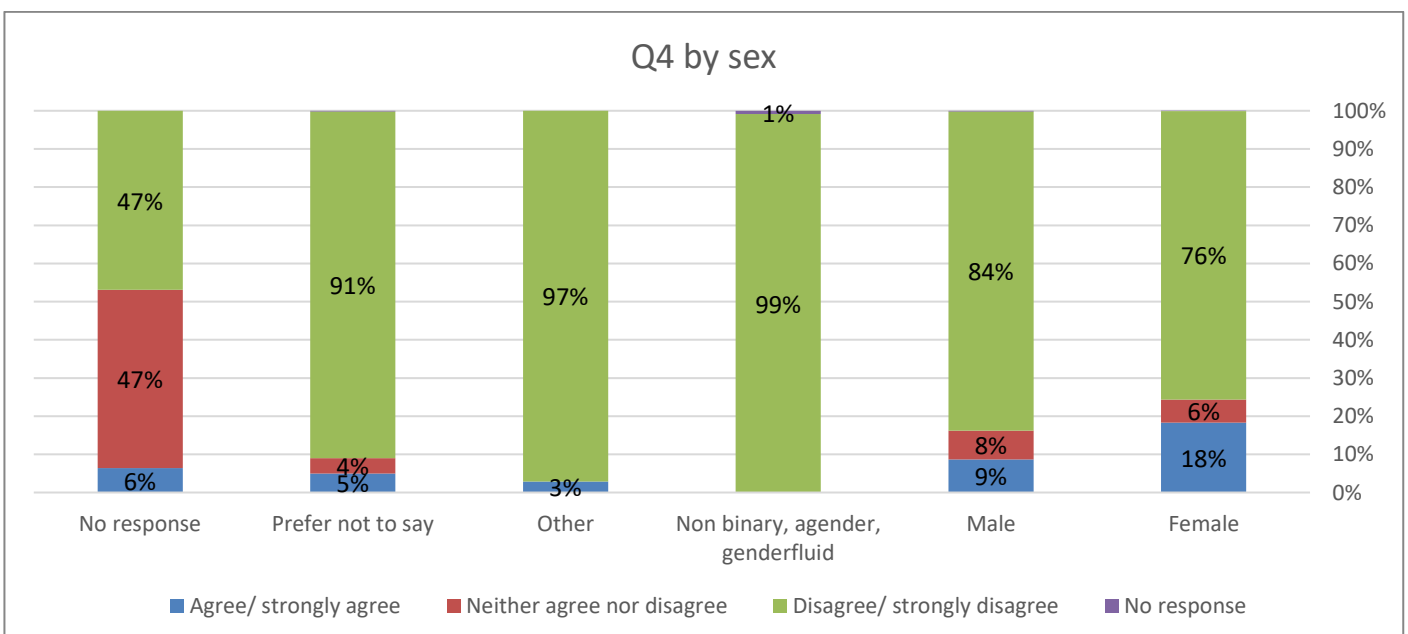
The draft policy proposes the appropriate number of SEVs for Old Market/West Street area is zero. The current policy permits one SEV in the Old Market/West Street area. There are currently no licensed SEVs in Old Market/West Street.

3.3.1 Do you agree or disagree with the proposed number of SEVs (zero) for the Old Market/West Street area?

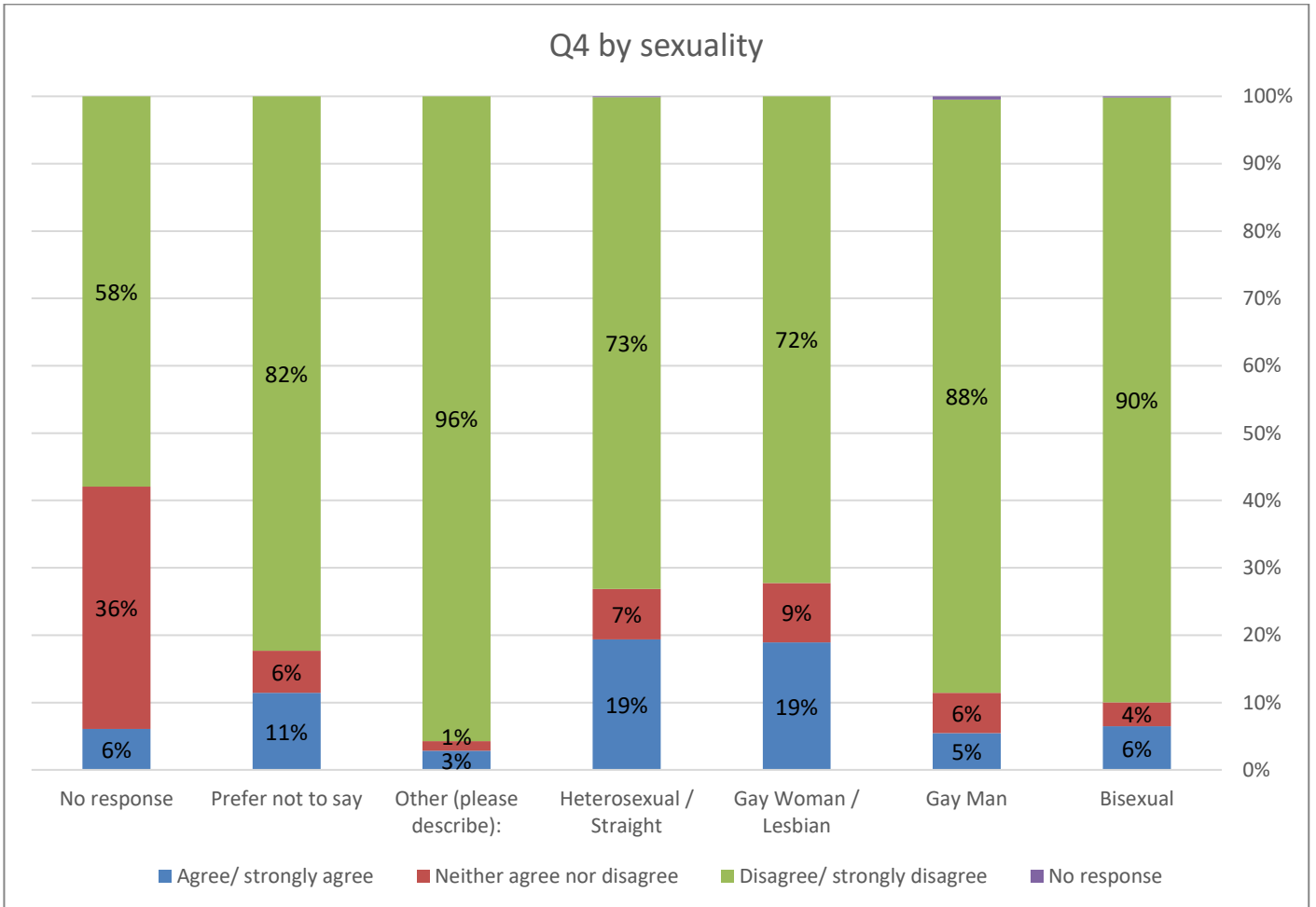
Respondents were asked whether they agreed with the proposed number of SEVs for the Old Market/West Street area. The majority (78%) disagreed or strongly disagreed with the proposed number. 13% agreed or strongly agreed with the proposal, and 9% neither agreed nor disagreed.



When looking at the responses by sex, Non-binary, agender, and genderfluid respondents all disagreed, bar one 'no response', with the proposals. Female respondents were twice as likely to agree with the proposals than male respondents, 18% agreed versus 9% of males. Male respondents had 84% disagreeing, compared to 76% of female respondents.



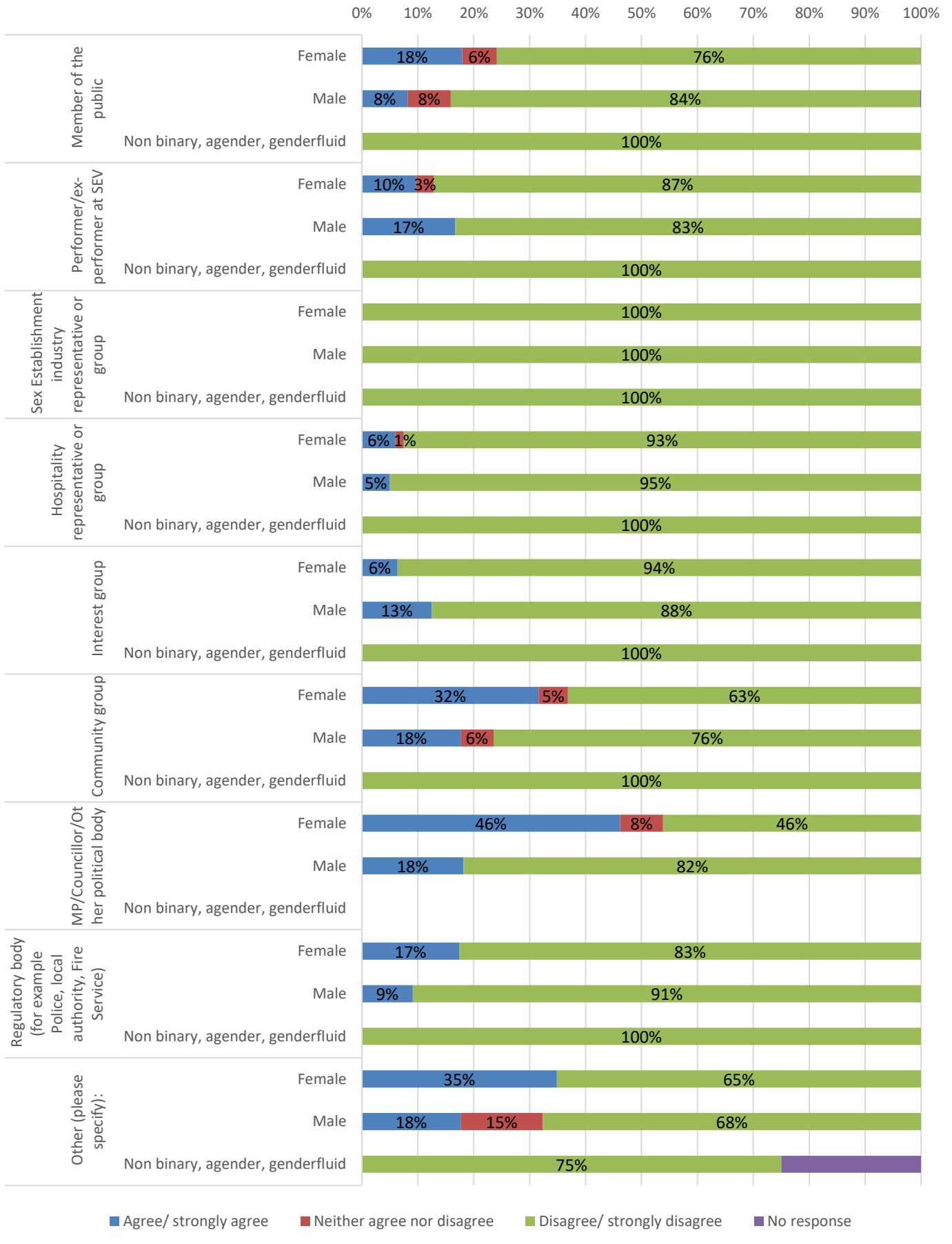
When looking at the responses by sexuality it can be seen that gay women/lesbians and heterosexual/straight respondents were most likely to agree or strongly agree with the proposed number, with 19% agreeing in each group. However, there was still a large majority in these groups who disagreed with the proposed numbers (72%, 73% respectively). Gay men were least likely to agree, those of other sexualities were most likely to disagree/strongly disagree (96%).



When looking at the responses by type of respondent and sex female MP/Councillor/other political body, community group, and 'other' respondents are most likely to agree with the proposals (54%, 37%, 35% respectively). Female MP/councillor/other political body respondents are the only group with a majority agreeing with the proposals. Male SEV performers/ex-performers are slightly more likely than their female counterparts to agree with the proposals (17% versus 13%). In all other groups more than 50% of respondents, whether male, female or non-binary/agender/genderfluid disagreed or strongly disagreed with the proposals.

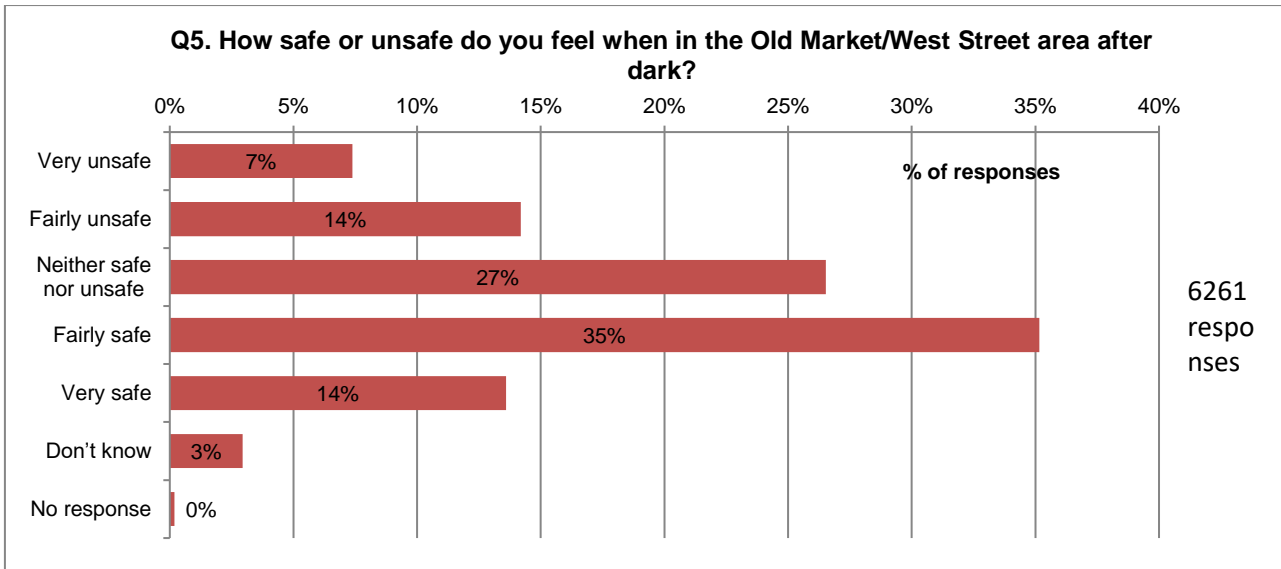
Sex Establishment Policy Review – Consultation responses

Q4 by respondent type and sex

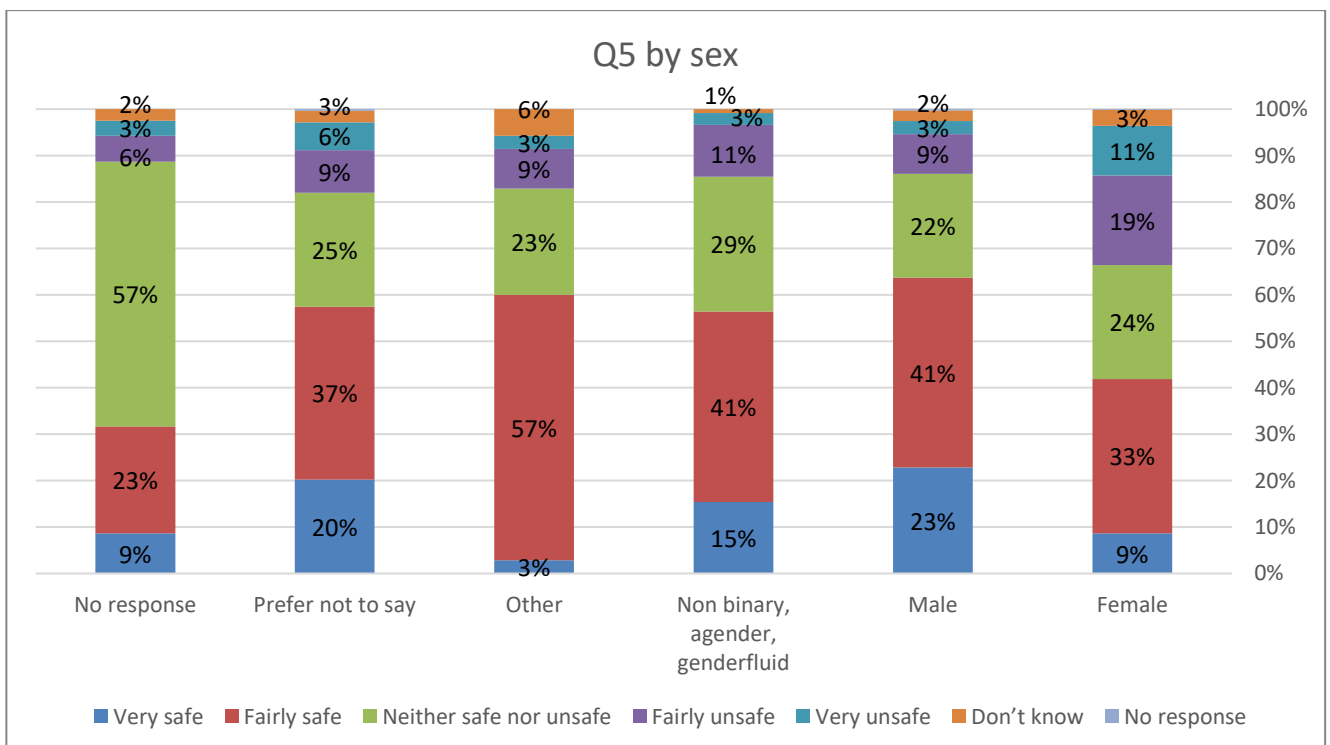


3.3.2 How safe or unsafe do you feel when in the Old Market/West Street area after dark?

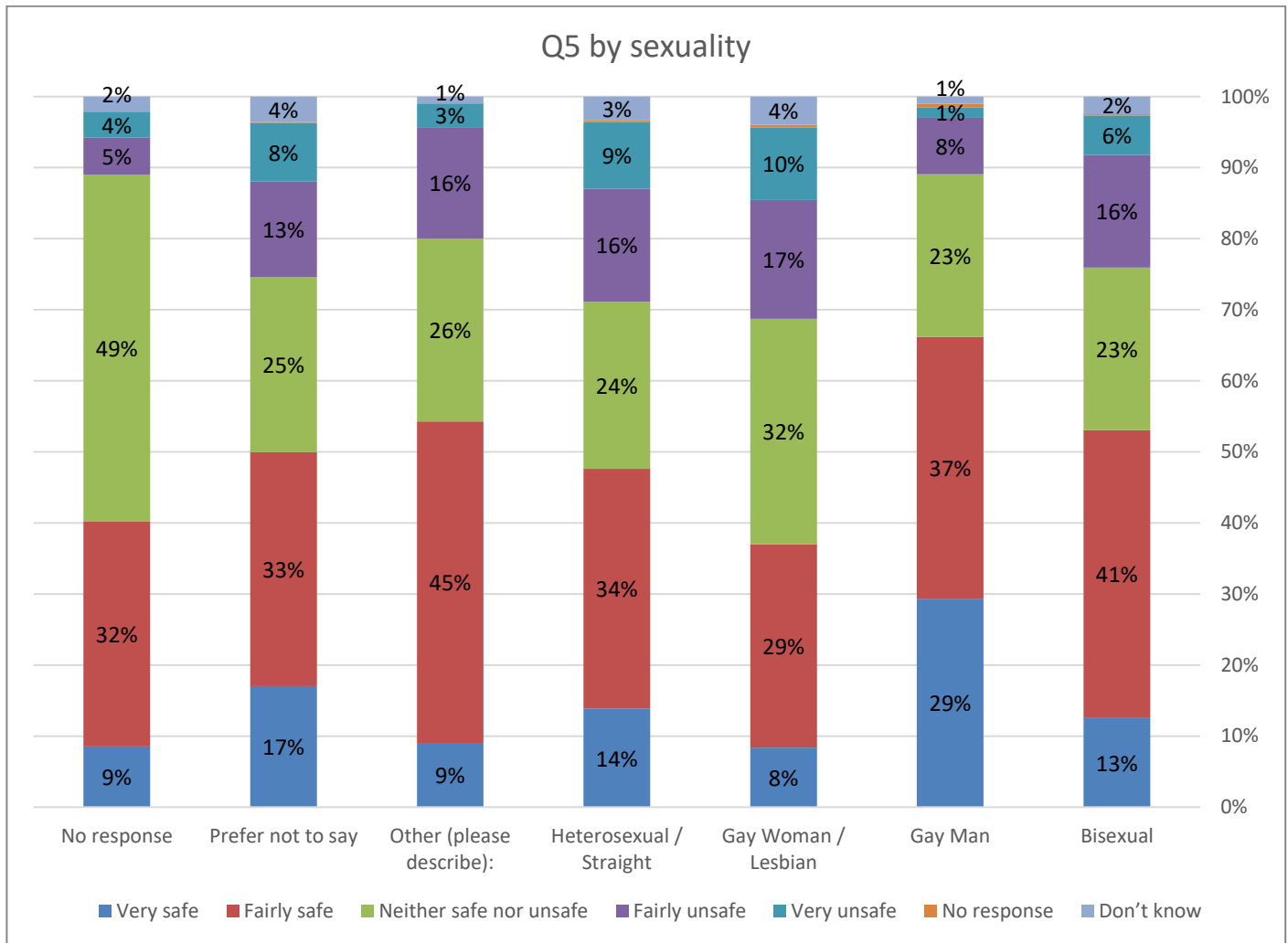
Respondents were asked how safe or unsafe they felt in the Old Market/West Street area after dark. 49% of respondents said they felt fairly or very safe, and 23% said they felt fairly or very unsafe. A large proportion (27%) said they felt neither safe nor unsafe.



When broken down by sex female respondents were less likely to say they felt safe in Old Market/West Street than male or non-binary/agender/genderfluid respondents. 42% of female respondents said they felt fairly or very safe, compared to 64% of male respondents, and 56% of non-binary/agender/genderfluid respondents. Female respondents were more likely to say they felt fairly or very unsafe at 30% compared to 12% of male respondents and 14% of non-binary/agender/genderfluid respondents.



Looking at the split by sexuality it can be seen that gay women/lesbians were least likely to say they felt safe in this area at 27%, compared with gay men who were most likely to feel safe in this area 66%. The majority, 54%, of bisexual respondents said they felt safe in this area, as did 48% of straight/heterosexual respondents. A similar proportion of gay woman/lesbian and heterosexual/straight respondents said they felt fairly or very unsafe at 27% and 25% respectively.

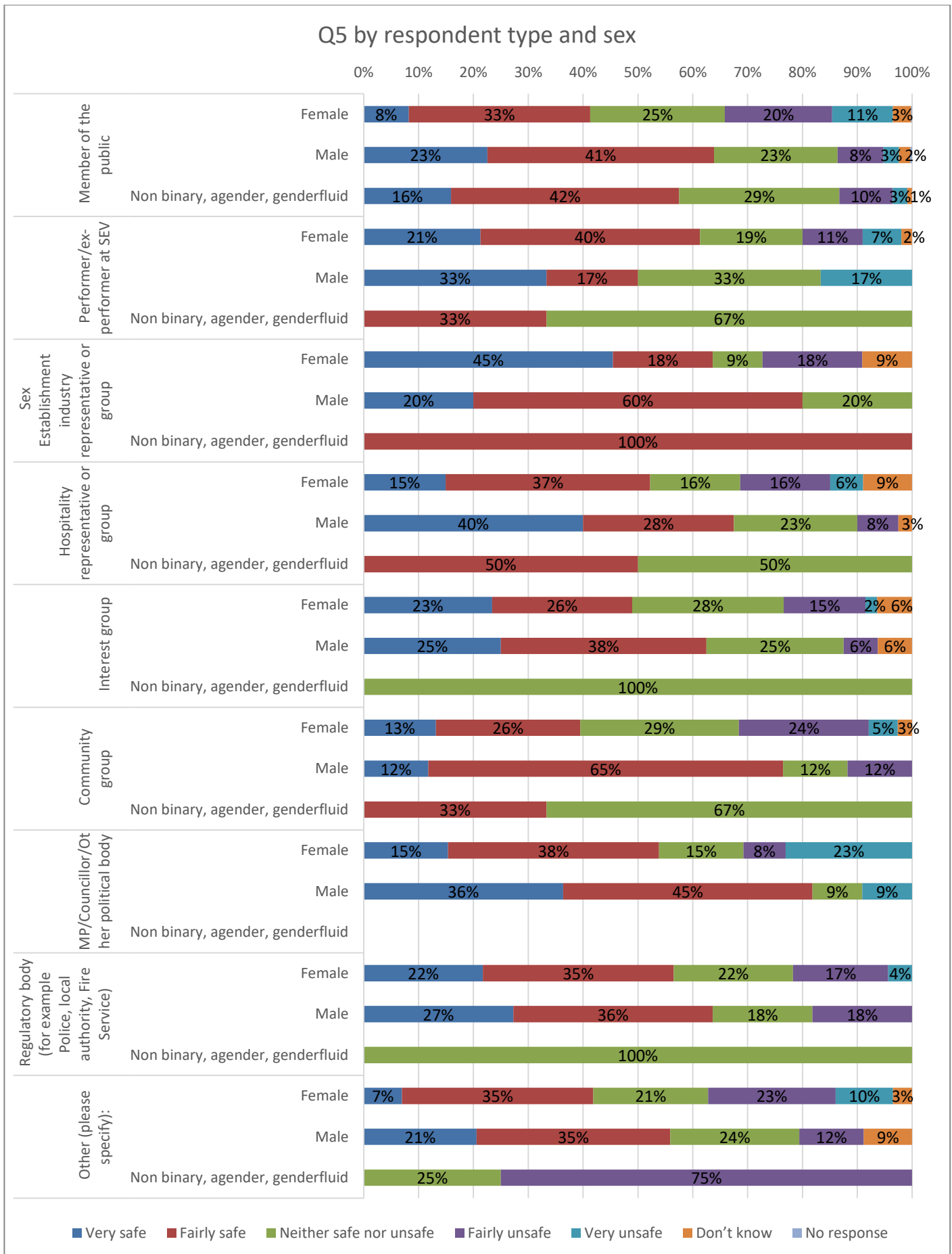


When looking at the responses by respondent type and sex it can be seen that female members of the public were much more likely to feel unsafe in these areas compared with their male counterparts (31% vs 11%). Equally a higher percentage of male members of the public (64%) said they felt fairly or very safe, compared with 41% of female members of the public.

There was no difference between the percentages of male and female SEV performers/ex-performers feeling unsafe, both at 17%. Female MP/Councillor/other political body respondents were most likely to say they felt unsafe with 23% saying they felt very unsafe.

Large proportions of respondents in most groups said they felt neither safe nor unsafe, with 15 of the 27 listed below at between 18% and 33%.

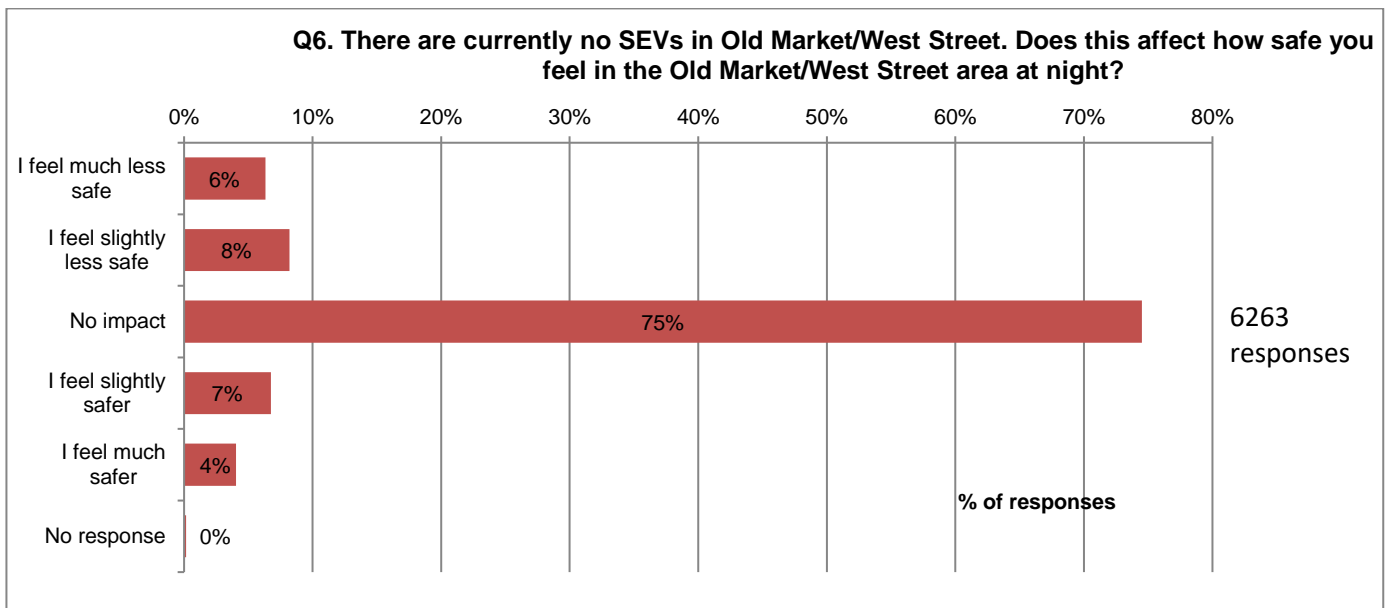
Sex Establishment Policy Review – Consultation responses



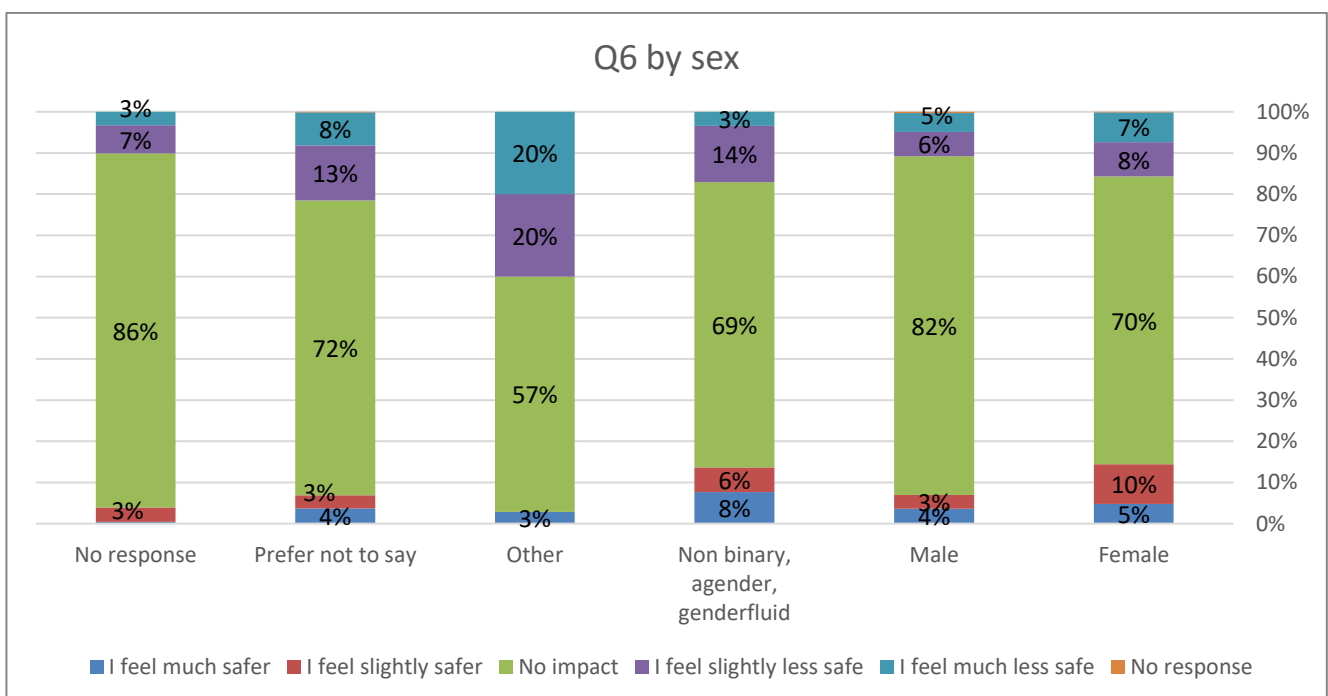
3.3.3 There are currently no SEVs in the Old Market / West Street area. Does this affect how safe you feel in the Old Market / West Street area at night?

Respondents were asked whether the fact that there was no SEV in Old Market/West Street area affected how safe they felt, on a scale of much less safe to much safer.

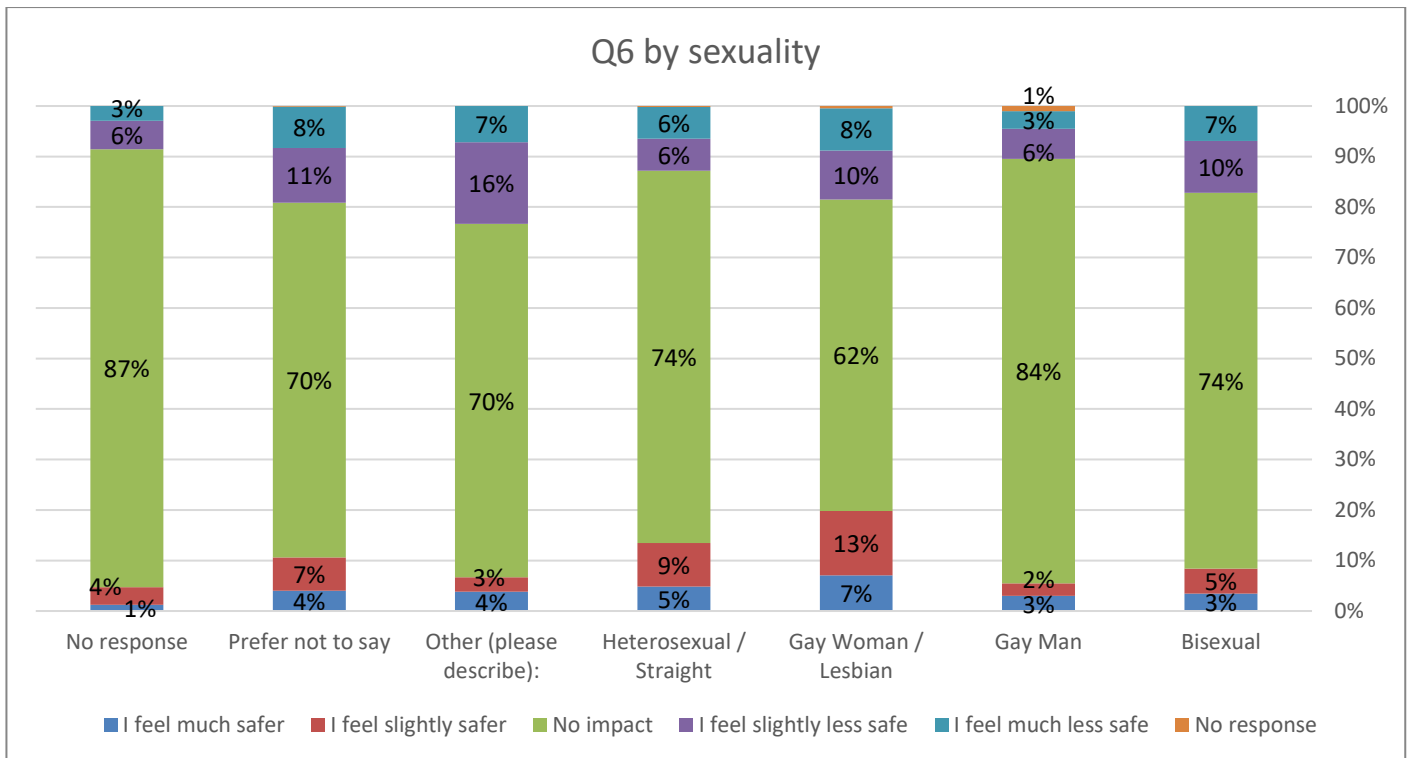
The majority of respondents (75%) said it had no impact on how safe they felt. 14% said they felt slightly less safe or much less safe. 11% said they felt slightly safer or much safer.



When broken down by sex female respondents were most likely to feel safer (15%) however the majority (70%) said it had no impact. Those who chose other are more likely to say they feel less safe without SEVs in the area (40%), although again the majority in this group (57%) said there is no impact



When looking at the breakdown by sexuality it can be seen that gay women/lesbians were more likely to say they feel safer with no SEVs in the area than other groups (20%). Gay men are least likely to say they feel safer with no SEVs (5%). Across all groups the majority said it had no impact on how safe they felt.

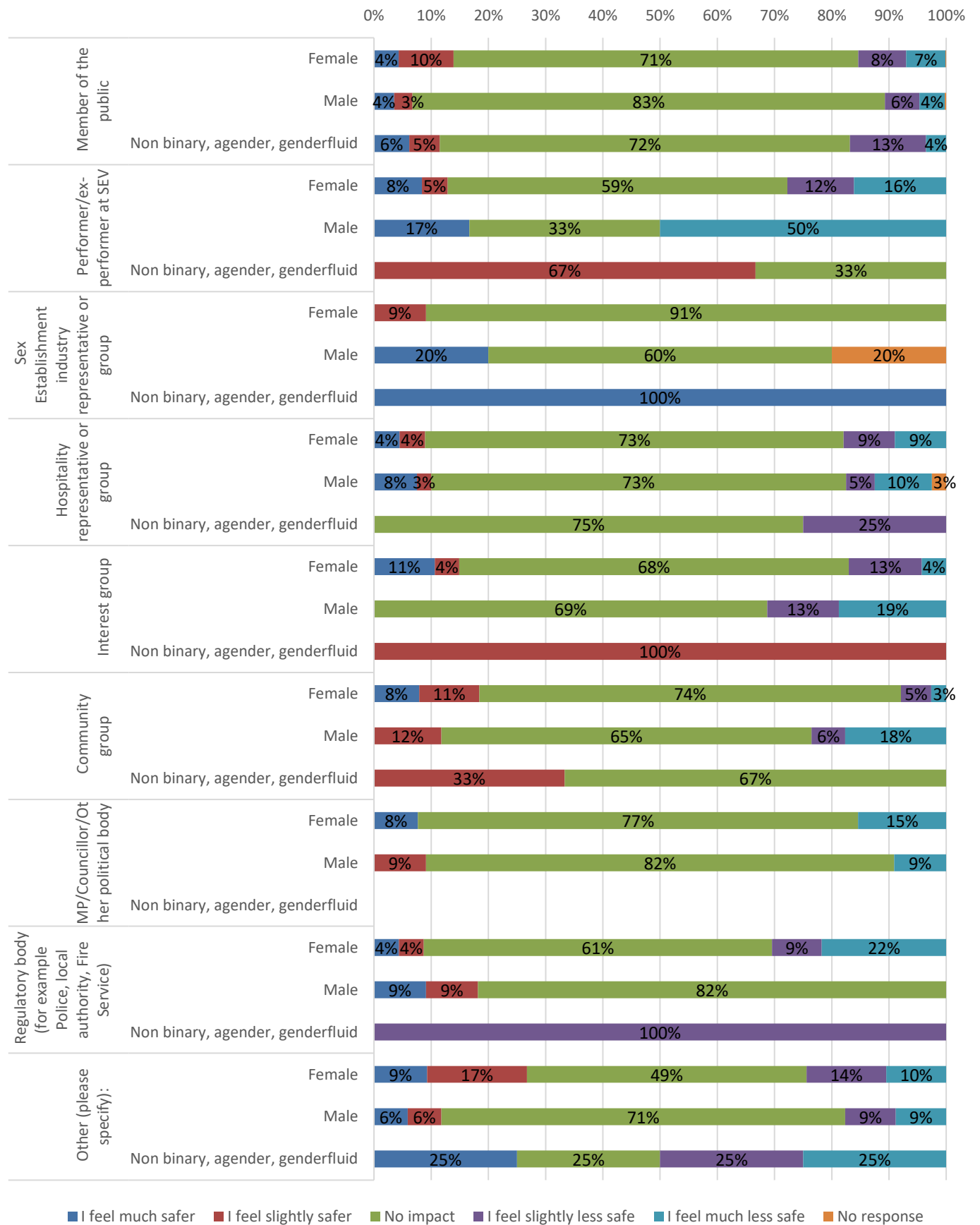


When looking at the responses by respondent type and sex, large proportions of respondents across most groups said that it had no impact on how safe they felt. 100% of the respondents who selected other in the interest group category, and 67% of non-binary/agender/genderfluid respondents in the performer/ex-performer at SEV group said it made them feel slightly safer. 100% of the non-binary/agender/genderfluid respondents in the sex establishment industry representative or group said it made them feel much safer.

50% of male performer/ex-performer at SEV said they felt much less safe alongside 25% of non-binary/agender/genderfluid respondents in the 'other' respondent type, 18% of male respondents in the community group respondent type, 19% of male respondents in the interest group respondent type, and 15% of female respondents in the MP/Councillor/other political body respondent type.

Sex Establishment Policy Review – Consultation responses

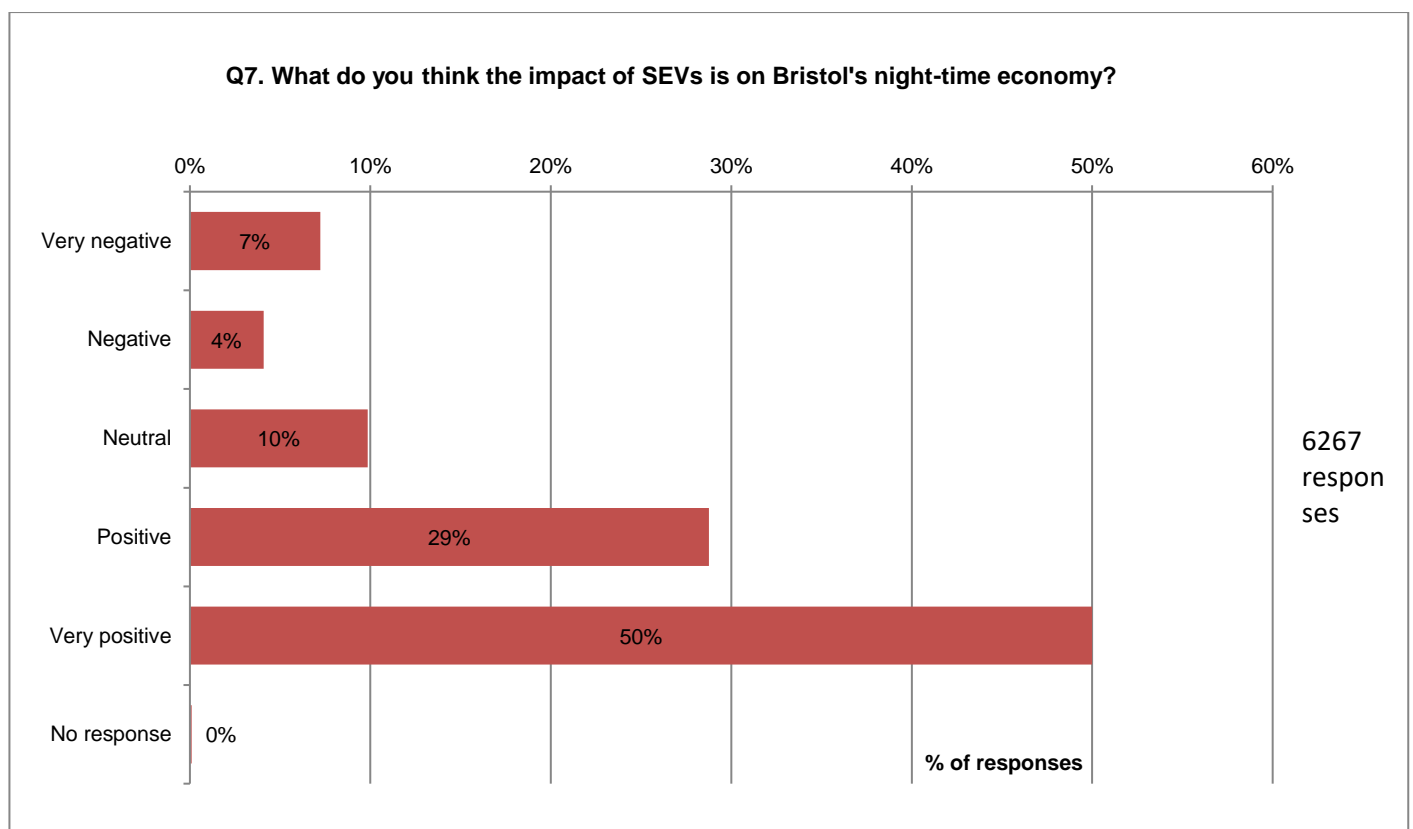
Q6 by respondent type and sex



3.4 Bristol has a vibrant night-time economy which is made up of a range of different types of premises such as bars, clubs, cinemas, theatres, and other mixed use premises. These are premises which operate into the night-time, and early morning. Bristol has won Purple Flag status for a number of years which allows members of the public to quickly identify town and city centres that offer an entertaining, diverse, safe and enjoyable night out.

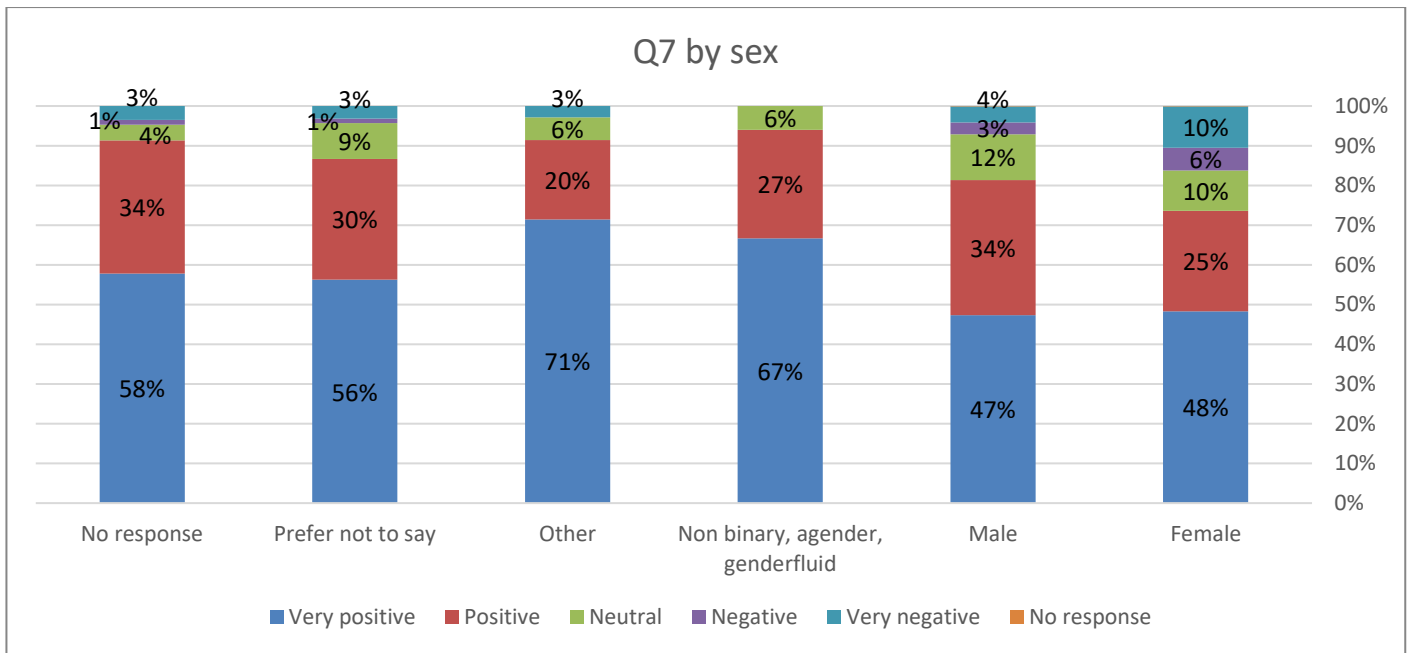
What do you think the impact of SEVs is on Bristol's night-time economy?

Respondents were asked what they thought the impact of SEVs was on Bristol’s night-time economy. The majority of respondents (79%) said they thought the impact was positive or very positive. 11% said they thought it was negative or very negative. 11% said they thought it was negative or very negative.

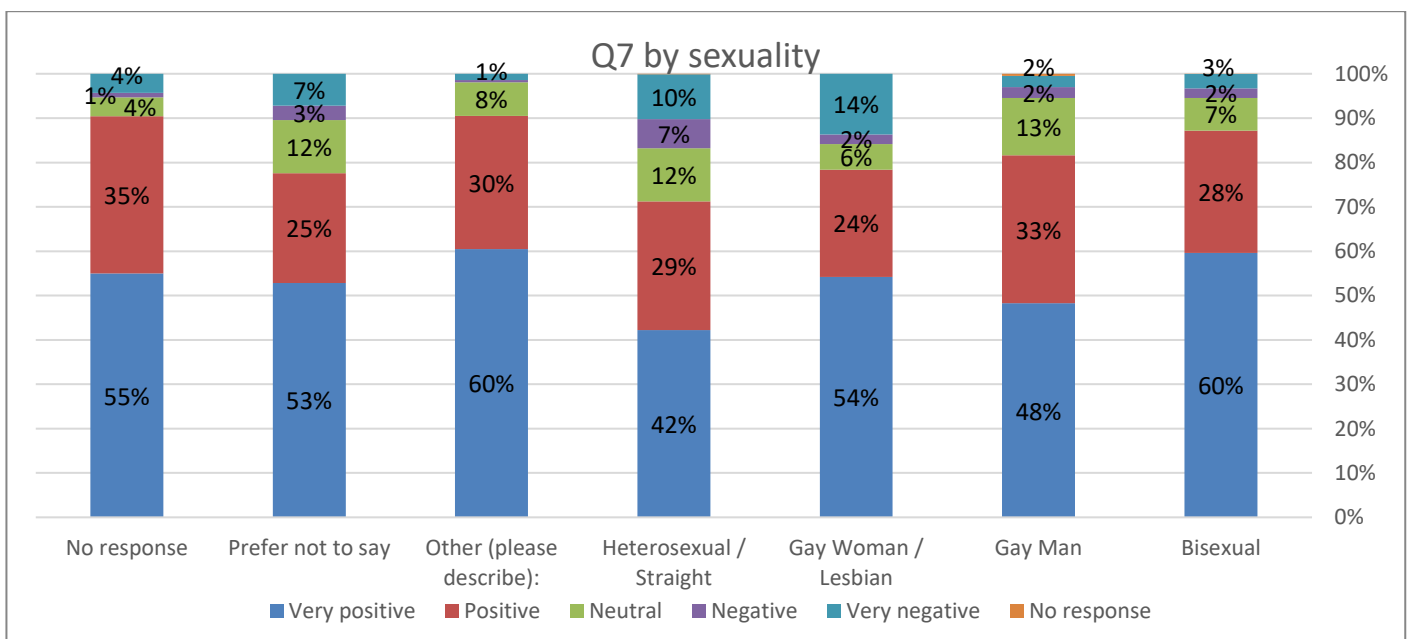


When looking at the responses by sex the majority of respondents in each groups said that they felt the impact of SEVs was positive or very positive. Female respondents were the lowest percentage positive/very positive at 73% compared to 81% of males. Females were also the group that had the largest percentage saying there was a negative or very negative effect, at 16%. Non-binary/agender/genderfluid respondents were most likely to say there is a positive impact with 94%.

Sex Establishment Policy Review – Consultation responses

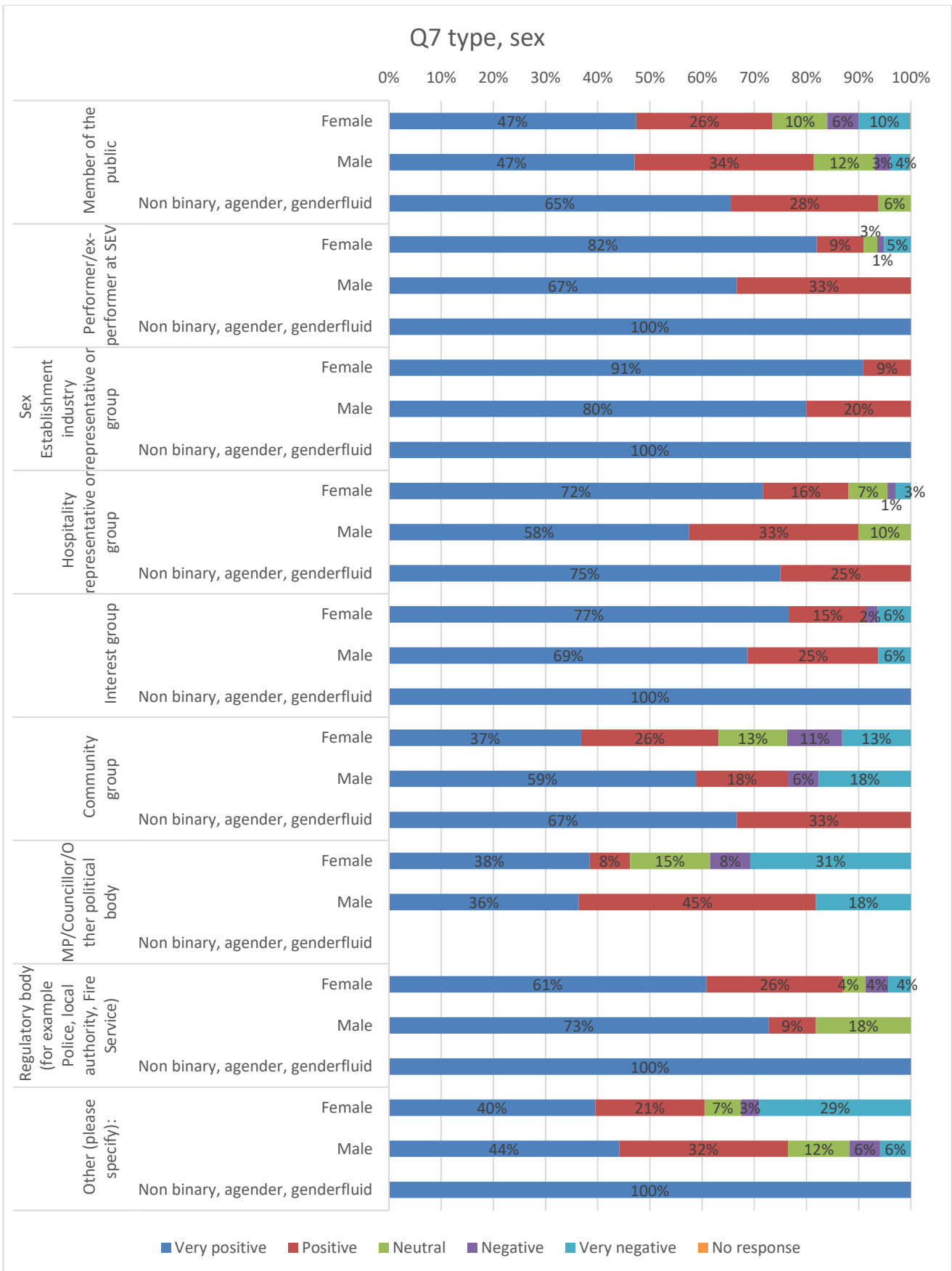


When looking at the breakdown by sexuality it can be seen that straight/heterosexual respondents are less likely to say there is a positive impact (71%) and more likely to say there is a negative impact (17%). Gay women/lesbians are more likely to think they're a positive impact than straight/heterosexual respondents (78% versus 71%). Bisexual respondents and those who gave no response on sexuality are most likely to think SEVs have a positive impact at 88% and 90% respectively.



When looking at the respondent type and sex female members of the public are more likely to say there was a negative impact than their male counterparts (16% vs 7%), however both groups had over 50% majority saying there was a positive impact. Female MP/Councillor/other political body respondents and 'other' respondents were most likely to say there was a negative impact at 39% and 32% respectively.

Sex Establishment Policy Review – Consultation responses



3.5 If you have any other comments about the proposals in the draft Sex Establishments Policy, please provide them below.

There was a free text box provided for comments. A total of 2,167 comments were received. The main themes were:

Theme	Number of mentions	Explanation
Industry would go underground and become less safe	1020	These commenters said that removing SEVs would mean that the industry would still exist, potentially going underground, but without protection for the workers.
Implications around loss of jobs and further consequences	464	These commenters claimed that over 100 people working in the clubs, including dancers/bar staff/cleaners, would lose their job. Some also talked about the potential implications of this, including needing to go on benefits, being forced into working in unlicensed venues, or prostitution on the street.
Good workplaces	358	These commenters talked about how SEVs are good for the dancers that work there, saying that they are safe places to work, and provide protection that working in non-licensed venues don't.
Moralistic issues	306	These commenters said that the policy appeared to be led by certain people's morals or taste, rather than by evidence. This included some commenters saying that the people making decisions were "Puritan busybodies" and "outdated", or playing at "morality politics"
Need regulation	278	These commenters said that it was important that sexual entertainment was regulated, meaning that keeping SEVs open and regulated would be better than closing them all down and it going underground. Some also mentioned that the council would have no control over unlicensed (illegal) venues, compared to now.
SEVs safer than clubs / pubs	269	These commenters talked about how SEVs are safer than other 'normal' clubs. Many mentioned large nightclubs in Bristol as being places with many reports of sexual assault or spiking, compared to the SEVs which have a much lower number of reported incidents.
No evidence of issues caused	255	These commenters talked about how there was no evidence provided, or that they could find, that showed that SEVs cause violence or unsafe streets. These comments often also mentioned that 'normal' clubs are more likely to be unsafe than SEVs.
No impact on personal safety	245	These comments linked to the question about safety, saying that SEVs have no impact on how safe they

		feel, or how safe (they think) others feel in the areas at night.
SEVs follow rules/ well managed	233	These comments talked about how well run the SEVs are, including the 'no touch' policies, and that they are well managed. Many commenters also talked about how the two SEVs in the city centre are female-owned.
SWs deserve good employment/ worker rights	226	These commenters talked about how sex workers (including strippers) deserve to have good employment and good workers' rights. Many mentioned how this can be achieved through "the right for workers to organise collectively, access trade union representation and enter collective bargaining conversations with their bosses".
Performers want work and choice	221	These comments mention how the dancers working at the clubs choose to work there, and are not forced to. These comments came from both dancers and non-dancers.
Bouncers are good	172	These commenters talked about how the bouncers at the clubs were good and a positive thing for the city. This included many stories about people taking shelter in the SEVs when they felt unsafe on a night out. They mention how they are very strict and enforce the no touching policies, and also how they are extra bodies and eye on the street able to prevent issues outside the club too.
Sex work is work	170	These commenters said that sex work is work.
Should support economy/ SEV impact on economy	165	These commenters said that the council should be supporting the economy, or that SEVs have a positive impact on the local economy - including bringing in stag/hen dos and visitors spending money in other venues before or after visiting the venues.
Listen to Sex workers	164	These comments said that BCC should listen to sex workers, as this policy will directly impact them, and they are opposed to the nil cap. As part of one of the 'generic responses' this paragraph was included on this topic: "Why is new legislation being proposed without specific targeted consultation with the workers most effected by these policy decisions? The workers of the clubs have stated they would feel less safe if the clubs were to close. If Bristol City Council are committed to the safety of its residents and precluding any potential threat of exploitation, surely the workers within the clubs should be a community of interest and an asset in drafting any subsequent SEV policy. "
Positive for nightlife diversity	160	These commenters said that SEVs were positive for the diversity of Bristol's night time economy
Perpetuating objectification	157	These commenters raised that SEVs perpetuate objectification of women (and men) and leads to men

		viewing women as objects for them to buy for their sexual gratification.
Men/perpetrators are the issue	129	These comments said that perpetrators (mainly men) are the issue, not SEVs, and that the focus should be on stopping men being predators, rather than stopping SEVs.
Women's rights over bodies	122	These comments talked about how women should have the right over their own bodies and to be able to choose to be a stripper if they would like to be.
Work in other areas needed	118	These comments said that the council has work in other areas that it should be focusing on, including poverty, supporting equality in other areas (e.g. supporting women in male-dominated sectors), and homelessness.
Feel safer with SEVs	113	These commenters said they felt safer with SEVs, as they are open later and the bouncers are visible and helpful.
Will still be demand	113	These comments said there would still be demand for SEVs.
Focus other VAWG work	109	These comments suggested the Council should focus on other work related to preventing violence against women and girls.
Impact from other areas such as alcohol/drugs/football	103	These comments focused on the impacts that other premises or events have on safety, in particular alcohol, drugs and football matches.

The comments made in relation to this consultation are attached in full at **Appendix A**.

4. Additional responses

A total of 19 responses were received in addition to the survey. They range from supporting information from respondents who had also completed the survey to statements and presentations from groups or organisations as a separate response. Some of these responses contain personal information or were requested not to be made public and are summarised in brief here. The full responses are available to members of the committee in **Appendix B**.

Response 1 – Individual commenter

In favour of regulation

Response 2 – Individual commenter

In favour of regulation

Response 3 – Individual commenter

In favour of banning SEVs. Consider them degrading to women. Should help women into other jobs.

Response 4 – Individual commenter

SEVs should be permitted, if closed activity could move into more high risk, unprotected situations. Keeping them licensed allows for closer scrutiny and protection of workers.

Response 5 – Individual commenter

SEVs should be permitted, as long as they are run correctly and don't have any criminality or drugs, and the performers are choosing to work there. They provide work, they allow people to choose where they work and express themselves.

Response 6 – Local political figure

Sexual objectification of women is directly linked to domestic violence and sexual violence. The legislation permits the council to set an appropriate number and locality. The number in the three defined localities should be nil for SEVs.

Response 7 – National interest group

In favour of regulation

Response 8 – National ex-sex workers charity

Stripping is harmful, there is inherent objectification in it, it damages relationships outside of the work, there is increased risk of sexual assault because of the objectification, there is often prior abuse in the workers history, the venues are a feeder for prostitution, if clubs are closed there needs to be exit support for workers.

Response 9 – Local educational establishments

Venues have an effect on students, as both victims and potential perpetrators of gender based violence. SEVs normalise and add to sexual objectification of women, and violence against women and girls is disproportionately targeted at young women, particularly students. Support all our students, including those who work in sex industry, but also recognise the wider harms. Working in SEVs can be a gateway to other sex work. Existing premises are too close to transport hubs, student accommodation. Council cannot meet its public sector equality duty by permitting venues. Continued licensing of these venues contributes to normalisation of sexist and misogynistic behaviour. Number should be set at nil.

Response 10 – Individual commenter

Cost of student accommodation is linked to students undertaking sex work. Consideration should be given to the financial pressures on students and reasons they consider sex work whilst studying.

Response 11 – Individual commenter

Supports nil cap, feels fear in the city, from risk of male violence, experienced threats and sexist comments online, headlines are dominated by male violence against women and girls. Council should not prioritise the rights of women who choose to work in SEVs over the rest of the women in the city. SEVs exploit economic instability of women who work there. City is investing in supporting victims of domestic and sexual violence and sexist culture leads to male violence against women. Council should not bow to pressure from the sex industry and should consider the wider equality issues.

Response 12 – Bristol based women's equality group

Supports nil cap, existence of SEVs means there cannot be equality. Concerns widely in the city about male violence against women and girls, most effective impact is at community level, power and sex are interconnected in minds of those most likely to harass. Sexual objectification of women leads to violence against women and girls. Presence of strip clubs normalises sexist and misogynistic views. Some performers who are vulnerable may be more susceptible to drug and alcohol abuse, and SEVs are a gateway to other sex work. Whilst support rights or women to flexible well paid employment, don't consider that the sex industry is the answer. Nil cap is one step forward in the effort to eliminate violence against women and girls and sexual objectification.

Response 13 – Director of Public Health, Bristol City Council

Evidence in relation to impact of SEVs is inconclusive, in that there is no explicit direct correlation between the particular SEVs currently licensed and sexual violence or crime and disorder in Bristol. Have reviewed evidence from both sides of the spectrum however there is not a conclusive evidence-based position. Bristol is a city with younger than average population, two large universities, destination city attracting national and international visitors to city centre. More mixed use than ever in the city centre, and there are high levels of sexual violence within the defined localities which is a matter of concern.

Response 14 – Bristol based business

Current venue not subject to any complaints, SEVs are small but important part of the economy, and supports spending on other activities within the area such as hotels, restaurants and leisure. Closure may lead to loss of revenue for the city.

Response 15 - South-West based domestic violence prevention charity

Support nil cap on SEVs. Purpose of charity is to tackle issues around domestic abuse, violence and stalking, and educate young people. Licensing SEVs runs counter to Council's duty to promote healthy relationships between men and women. SEVs encourage objectification of women and sexist attitudes. Must have nil cap in order to promote equality between sexes.

Response 16 – Bristol Women's Commission

Support nil cap on SEVs. Granting of licences contradicts the obligations Council has in tackling violence against women. Sex trade is led by supply not demand, the regulated premises fuel unregulated activity elsewhere in the city, if banned activity would decrease rather than go underground. SEVs are an entry point into other sex work, women working in the sex trade are at much higher risk of violence than in any other job, and increases reliance on coping behaviours such as substance abuse. Allowing SEVs increases the risk of sexual objectification of women by men

Response 17 – Bristol based gender equality and women's rights organisation

An analysis of the previous consultation was provided, along with specific suggestions in relation to the current policy wording and proposal. Alongside this a response was provided in relation to this consultation which included support for a nil cap on SEVs across Bristol. Many gender equality and sexual and gender based violence experts had recommended that a nil cap be implemented. SEVs promote harmful attitudes to women, other authorities have taken a nil cap approach, no evidence to suggest performers are safer in a regulated environment, no evidence that activity would go underground, if due regard is given to the public sector equality duty then a nil cap should be imposed.

Response 18 - Individual – gender equality expert

Highlights the key points for policy makers, including acts, legislation and policy which should apply to decision making. Support for a nil cap on SEVs, it will promote equality, allowing SEVs facilitates and normalises sexist attitudes, important to listen to views of both sex workers who support continuation of licensing and ex-sex workers who support a nil cap. If Bristol implements a nil cap it will remove the harm that SEVs cause and other local authorities will follow. The existing premises will find new purposes which do not encourage gender inequality. If the Council set numbers other than nil it will undermine women's safety and condone sexism.

Response 19 – National organisation challenging the porn and sex trade

Support for a nil cap on SEVs and sex shops. Strip industry is harmful and concerns cannot be mitigated. There are breaches of regulations nationally and the industry have a vested interest in

denying issues. SEVs are a feeder to other more high risk sex work. SEVs encourage sexual objectification of women, and give rise to mental health, physical health, and substance abuse issues. Prior abuse can be a factor in entering the strip trade, assault and sexual harassment is normalised in the strip trade, SEVs encourage sexual objectification and make women feel less safe in the areas where they exist. Councils have a duty to consider the public sector equality duty, and the business use of strip clubs is a form of workplace sexual harassment. Loss of employment should not be a consideration for determining whether to have SEVs, lap-dancers must generally pay the club to work there. No evidence to suggest activity will go underground.

5. How will this report be used?

This report will be used by the Council to assist them in producing a final version of the policy.

The latest consultations can be found online at www.bristol.gov.uk/consultationhub, where you can also sign up to receive automated email notifications about consultations.