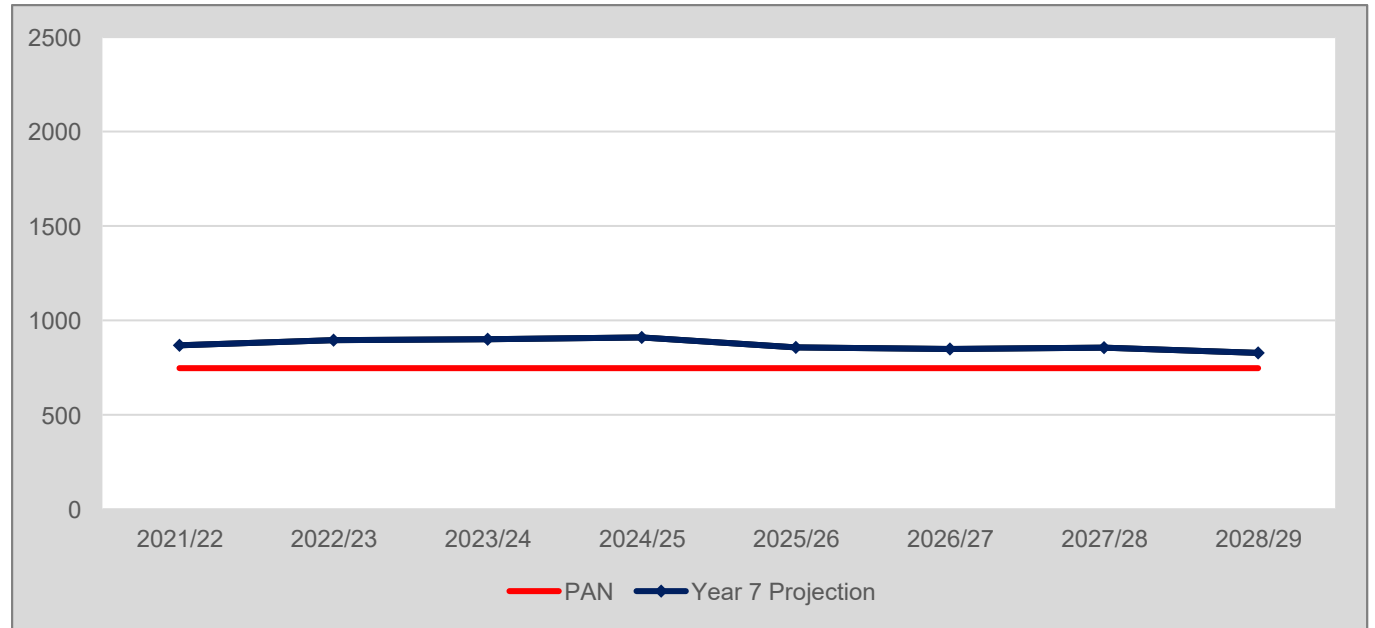


Secondary School Projection 2022

East Central

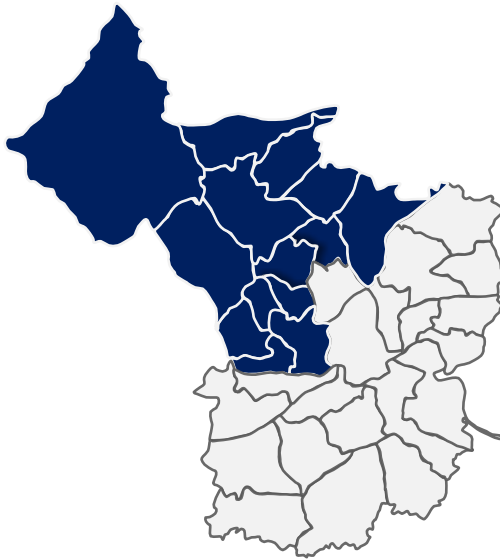
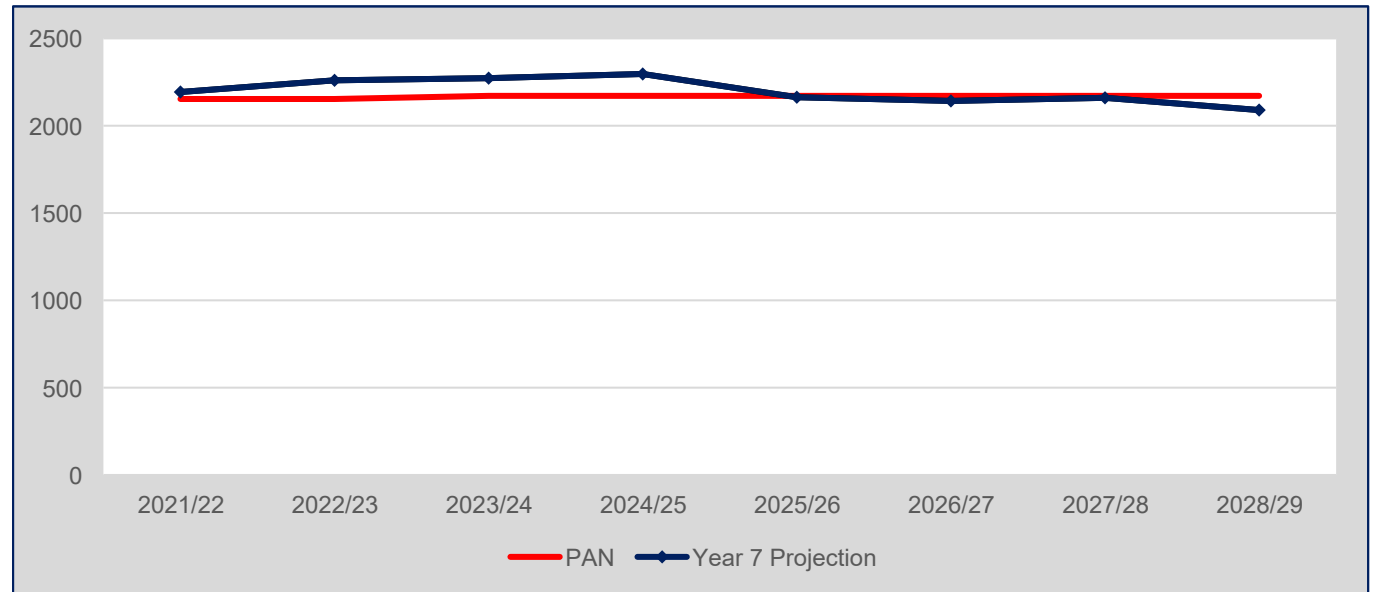
Academic Year	Year 7 Projection
2021/22	868
2022/23	895
2023/24	900
2024/25	910
2025/26	857
2026/27	849
2027/28	856
2028/29	828



Establishment	PAN 2021/22	PAN 2022/23	PAN 2023/24	NOR Jan 2022
The City Academy Bristol	195	195	195	211
Bristol Brunel Academy	232	232	232	290
Montpelier High School	140	140	140	141
Bristol Metropolitan Academy	180	180	180	226
Total	747	747	747	868

North

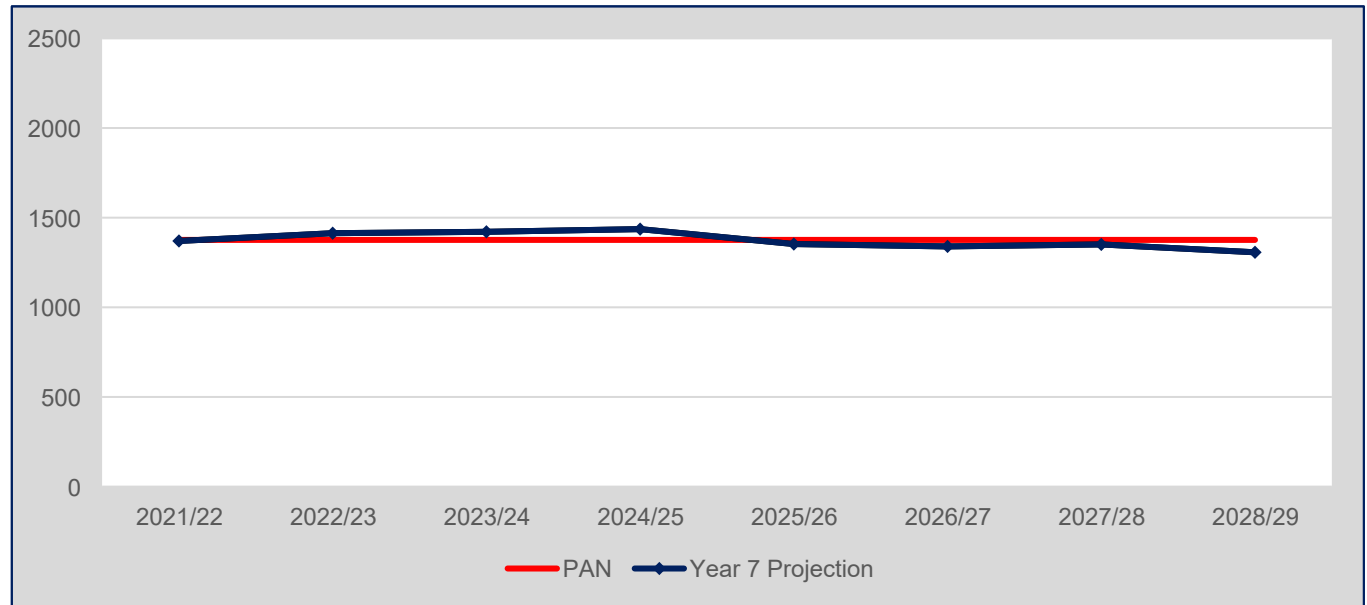
Academic Year	Year 7 Projection
2021/22	2,193
2022/23	2,260
2023/24	2,272
2024/25	2,296
2025/26	2,163
2026/27	2,242
2027/28	2,160
2028/29	2,090



Establishment	PAN 2021/22	PAN 2022/23	PAN 2023/24	NOR Jan 2022
Bristol Free School	200	200	200	202
Orchard School Bristol	185	185	185	179
Blaise High School (formerly Henbury School)	180	180	180	183
Cotham School	243	243	243	243
Fairfield High School	216	216	216	216
St Bede's Catholic College	207	207	207	212
Redland Green School	216	216	232	237
Bristol Cathedral Choir School	150	150	150	152
Oasis Academy Brightstowe	160	160	162	165
St Mary Redcliffe and Temple School	216	216	216	224
CST Trinity	180	180	180	180
Total	2153	2153	2171	2193

South

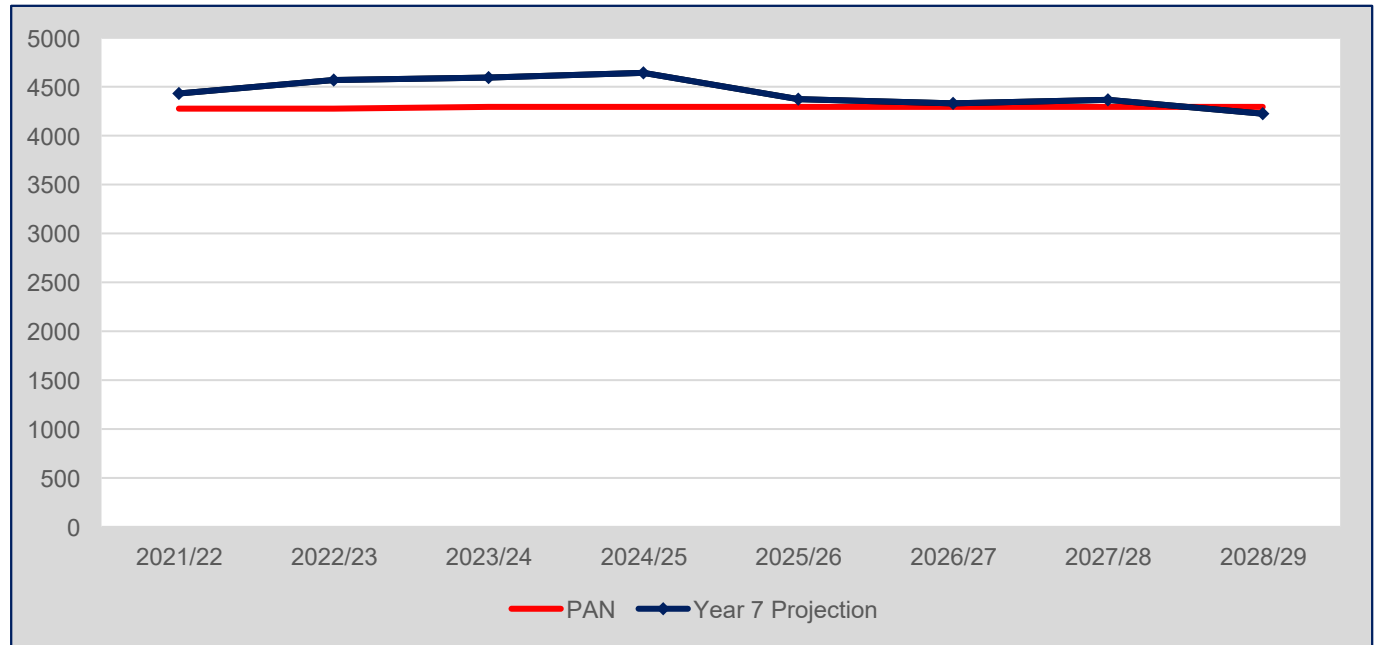
Academic Year	Year 7 Projection
2021/22	1,370
2022/23	1,413
2023/24	1,421
2024/25	1,436
2025/26	1,353
2026/27	1,340
2027/28	1,351
2028/29	1,307



Establishment	PAN 2021/22	PAN 2022/23	PAN 2023/24	NOR Jan 2022
Bridge Learning Campus	180	180	180	143
Oasis Academy Brislington	270	270	270	280
Ashton Park School	216	216	216	223
Bedminster Down School	216	216	216	218
St Bernadette Catholic Secondary School	150	150	150	150
Merchants' Academy	182	182	182	178
Oasis Academy John Williams	162	162	180	178
Total	1376	1376	1394	1370

Secondary Projection Citywide

Academic Year	Year 7 Projection
2021/22	4,431
2022/23	4,569
2023/24	4,594
2024/25	4,642
2025/26	4,373
2026/27	4,330
2027/28	4,366
2028/29	4,224



	PAN 2021/22	PAN 2022/23	PAN 2023/24	NOR Jan 2022
Citywide Total	4,276	4,276	4,312	4,431

