



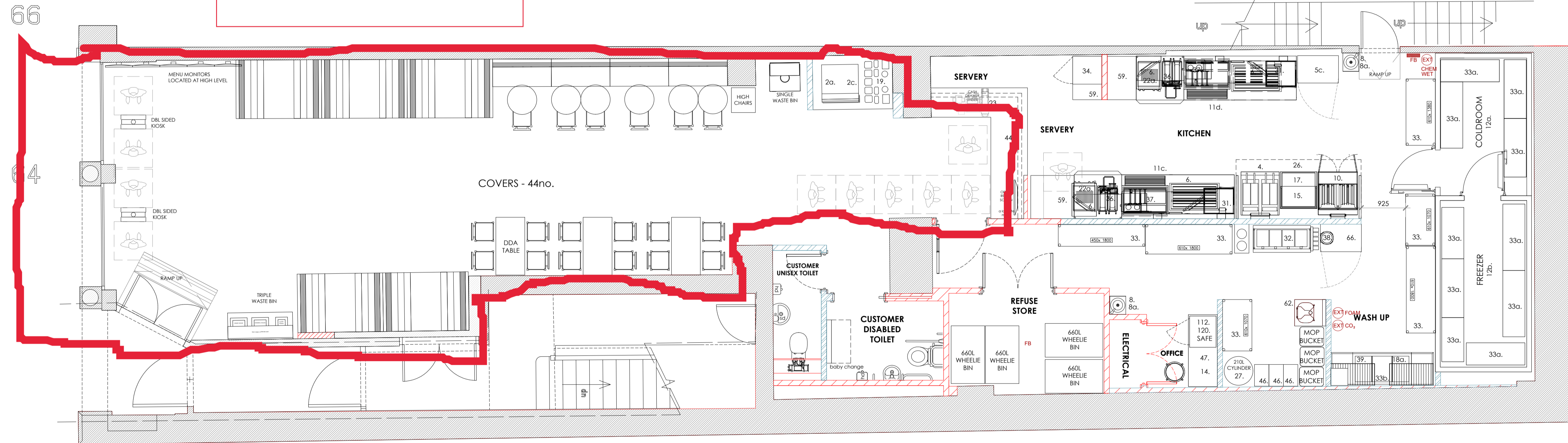


NOTES
 This drawing and all the information shown is the property of @architect ltd. and shall not be copied whole, or in part, or used for any other purpose without written permission of the company.
 ALL DIMENSIONS TO BE CHECKED ON SITE.
 DO NOT SCALE FROM THIS DRAWING EXCEPT FOR THE PURPOSES OF LOCAL AUTHORITY PLANNING

TACO BELL EQUIPMENT SCHEDULE			
1. TILL WITH CASH DRAWER UNDER	12a. WALK IN COOLER	31. 4 CHANNEL FRIES HOLD TIMER	59. S/S TABLE
2. STAND FOR DRINKS TOWER	12b. WALK IN FREEZER	32. BRITVIC DRINKS COOLER	60. TABLE FOR RICE COOKER
2a. DRINKS TOWER	13. BRITVIC SYRUPS RACK	33. S/S RACKING	61. RICE COOKER
2b. ADAPTOR - DRINKS TOWER/ICE MACHINE	14. MANAGERS OFFICE	33a. COLDROOM RACKING	62. MOP RACK
2c. ICE MACHINE	15. FRY-RETHERM WORK STATION	33b. S/S SHELVING	65. SWITCHES
4. FRYER ELECTRIC	17. 1/2 HEIGHT FREEZER LHS	34. BRITVIC UNDERCOUNTER FRIDGE	66. BLAST CHILLER
5a. HEATED CABINET (1/2 HEIGHT) LHS	18. 1/2 HEIGHT FREEZER RHS	34a. UPRIGHT BOTTLE FRIDGE	80b. EXTENSION FOR FRY DUMP 150x900mm
5b. HEATED CABINET (1/2 HEIGHT) RHS	18. GREASE TRAP - GGX25	36. CLAM SHELL GRILL	112. CASH TILL REGISTER CABINET
5c. HEATED CABINET (FULL HEIGHT) LHS	18a. GREASE TRAP - GT5	37. CHEESE MELTER	113. FROZEN DRINKS MACHINE
5d. HEATED CABINET (FULL HEIGHT) RHS	19. DRINKS PLATFORM	38. REVERSE OSMOSIS	120. DATA/NETWORK CABINET
6. MONITOR	20. ELECTRIC METER AND SWITCHGEAR	39. 3-COMP SINK	121. PASS THRU DISHWASHER
7. 1-COMPARTMENT PREP SINK	21. MOP WORKSTATION/RACK	40. BRITVIC EQUIPMENT	
8. WASH HAND BASIN	22. BRITVIC EQUIPMENT	41. BRITVIC EQUIPMENT	
8a. SPLASH GUARD	22a. LOW PROFILE FRY DUMP	42. BUN HOT WATER MACHINE	
9. MOP SINK	23. UNDER COUNTER CUP HOLDER	32. COUNTER	
10. RETHERMALIZER	24. BRITVIC EQUIPMENT	46. LOCKERS	
11a. V-LINE (LEFT TO RIGHT)	26. EXTRACT HOOD	47. WORKTOP	
11b. V-LINE (RIGHT TO LEFT)	27. BOILER/HOT WATER CYLINDER	58. S/S DIVIDING WALL	
12. INSECT KILLER			

WALL TYPE SCHEDULE	
	EXISTING STRUCTURAL WALL / COLUMN
	NEW FULL HEIGHT PARTITION WALLS
	NEW LOW HEIGHT PARTITION WALLS - 1270MM
	NEW PARTITION WALLS - CEILING HEIGHT

License Area outlined in red



REV No.	DATE	REMARKS
F	13-10-22	Monitors relocated. Ramp to rear door to pick up level change (floating floor to all ground floor) (NS)
E	16-09-22	BOH layout updated to incorporate an internal bin store as requested by the LPA, menu monitors relocated to FOH seating area. Kiosks relocated in front of shopfront windows. (NS)
D	03-05-22	2 no. ramp details added to GA plan to pick up the level change required due to the new floor finish to FOH (RB)
C	13-10-21	Drink station rotated, bin omitted, LHS banquette seat centered, wall behind flattened (RB)
B	08-10-21	BOH layout amended - office, sink, racking & syrup (RB)
A	27-09-21	Order kiosk layout amended to omit wall (RB)

architect ltd

Suite 2
 Clocktower House
 Station Road
 West Horndon
 Essex CM13 3XL

tel.: 01709 477899
 fax: 0709 223 4930
 e: office@architect.ltd.uk
 web: www.architect.ltd.uk

SYMBRO

Job Title
 TACO BELL
 64 Queens Road
 Bristol

Drawing Title
 Proposed
 GA Plan
 21.0253

Scale 1:50 Sheet size A1
 Date SEPT '21 Drn. by RB

Org. No. G100 Rev. F

Proposed GA Ground Floor Plan
 scale - 1:50 @ A1/ 1:100 @ A3

