

Appendix A2 – Adults & Communities

2023/24 – P2 Budget Monitor Report

Section A: Revenue Budget Monitor

	Revised Budget	Forecast Outturn	Outturn Variance
P02	£191.8m	£191.8m	£0.0m

May	Jun	Jul	Aug	Sept	Oct	Nov	Dec	Jan	Feb
0.0									
▲↑									

Position by Division

<i>Quarter 1/Period 2 Budget Monitoring -</i>					
	2023/24 - Full Year				
SERVICE NET EXPENDITURE SUMMARY	Approved Budget	Revised Budget	Forecast Outturn	Outturn Variance	% Outturn Variance
	£000s			£000s	
8 - Adult & Communities					
14 - Adult Social Care	166,508	185,937	185,937	0	0.0%
36 - Communities and Public Health - General Fund	5,853	5,853	5,853	0	0.0%
3B - Communities and Public Health - Other Grants	0	0	0	0	0.0%
Total 8 - Adult & Communities	172,362	191,791	191,791	0	0.0%

Key Messages:

Adult Social Care is currently forecasting a nil variance, at Period 2, on a budget of £185.9m. Within this forecast, the main variances are as follow:

Table 1 – Summary of Adult Social Care Revenue Monitor for Period 2, 2023/24

Adult Social Care P2 Forecast			
Financial Year 2022/23	Revised Budget 2023/24 £000s	2023/24 Projection @ P02 £000s	Budget Variance @ P02 £000s
Adult Purchasing			
Older Adults 65+	78,089	82,028	3,939
Working Age Adults 18 - 64	91,882	99,176	7,294
Preparing for Adulthood	11,331	12,273	942
Social Care Support	3,088	3,431	342
Income - Service User Contribution Only	(27,305)	(27,635)	(330)
Per Current ABW	157,086	169,273	12,187
Non Adult Purchasing			
Employees	34,915	33,357	(1,558)
Other - Net	(6,064)	(5,964)	99
ASC Savings/Mitigations 23/24 still to be achieved		(10,728)	(10,728)
	28,852	16,664	(12,187)
Totals per budget report	185,937	185,937	0

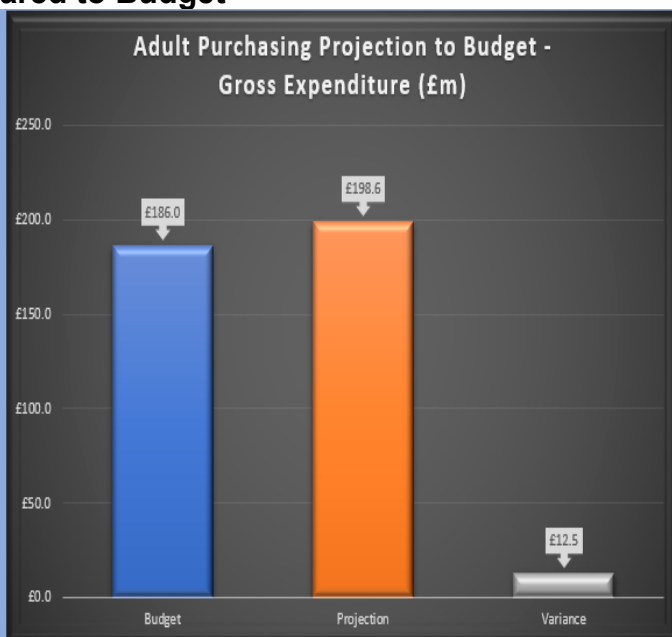
Adult Social Care continues to experience significant emerging service risks in its Adult Purchasing Budgets with circa £12.5m risk of overspend. P2 is a very early forecast with only 2 months of data and work is ongoing and will continue throughout the financial year to deliver savings and a balanced budget position. This risk is currently partially offset by forecast underpends on employee costs and additional income contributions with the balance to be offset by assumed savings and mitigations to be achieved of £10.7m.

The following tables show the forecast and associated variances looking at expenditure through different lenses.

Table 2 sets out the overall adult purchasing forecast in comparison to budget.

Table 2 – Adult Purchasing Forecast Compared to Budget

Projection to Budget	Gross Expenditure		DP Clawback	
	£m	SUC £m	£m	Net £m
Budget	£186.0	-£27.3	-£1.6	£157.1
Projection	£198.6	-£27.6	-£1.6	£169.3
Variance	£12.5	-£0.3	£0.0	£12.2



As set out in Table 3, all age groups are currently showing a forecast risk of overspend, with the largest pressure being in Working Age Adults with a circa £7.3m pressure and Older Adults 65+ with a circa £3.9m overspend.

Table 3 – Adult Purchasing Forecast showing the forecast overspend by Age Group

Gross Expenditure Adult Purchasing by Age Group (£m)	Variance
Older Adults 65+	£3.9
Working Age Adults 18 - 64	£7.3
PFA	£0.9
Social Care Support	£0.3
Total	£12.5

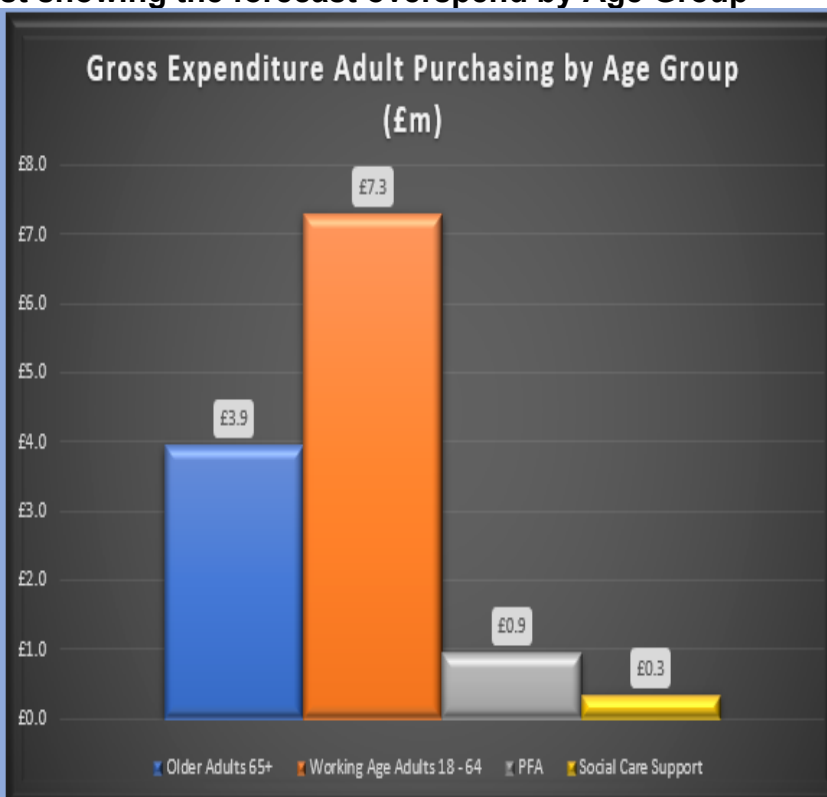


Table 4 analyses the forecast overspend by primary support reason. The largest variance is learning disability support with a circa £4.1m risk of an overspend, physical support circa £3.3m and mental health support circa £2.9m.

Table 4 - Adult Purchasing Forecast, showing the forecast variance in comparison to budget by primary support reason

<u>Gross Expenditure Variance by PSR</u>	
<u>£m</u>	<u>Variance</u>
Learning Disability Support	£4.1
Mental Health Support	£2.9
Physical Support	£3.3
Sensory Support	£0.1
Support with Memory & Cognition	£0.8
Social Support	£0.3
PFA	£0.9
	£12.5

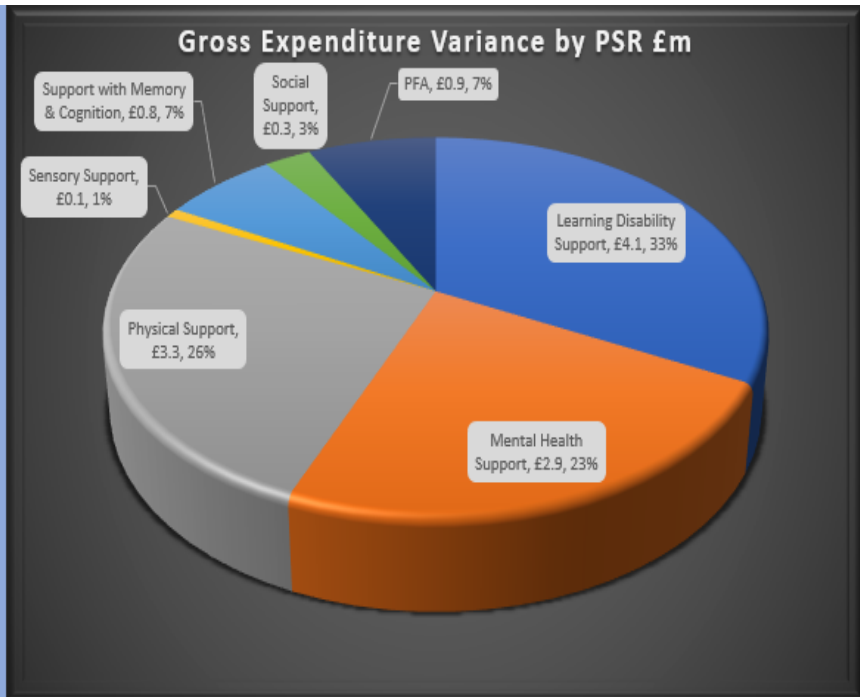


Table 5 analyses the adult purchasing forecast by locality team area. North and West has the largest overspend with a circa £4.4m overspend in comparison to budget, Inner City and East circa £3.7m overspend, South circa £3.5m overspend and Preparing for Adulthood circa £0.9m overspend

Table 5 – Adult Purchasing Forecast Showing the Locality Overspend by Area

<u>Gross Expenditure Variance by Locality</u>	
<u>by Locality</u>	<u>£m</u>
ICE	£3.7
N&W	£4.4
South	£3.5
PFA	£0.9
	£12.5

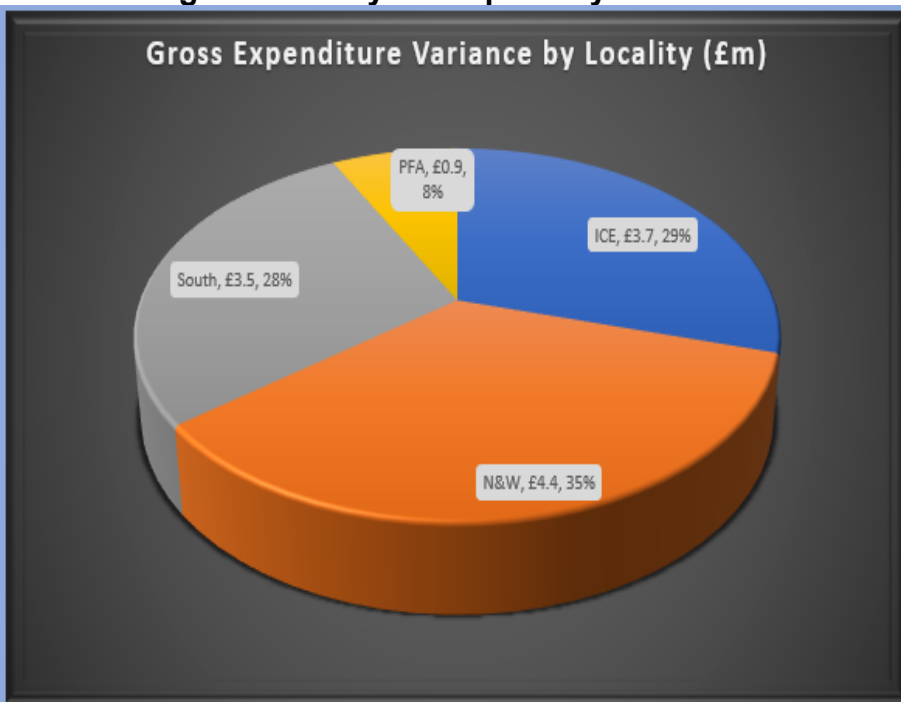


Table 6 analyses the adult purchasing budget forecast by care type and indicates that the largest overspends relate to supported accommodation circa £5.5m, residential care circa £2.6m and nursing care with a forecast overspend of circa £2.7m and supported living circa £1.5m.

Table 6 – Adult Purchasing Budget Overspend Analysed by Care Type



Table 7 – Adult Purchasing Service Users - Trend Analysis From 01/04/2022 To 12/06/2023

Trend analysis – 1/4/2022

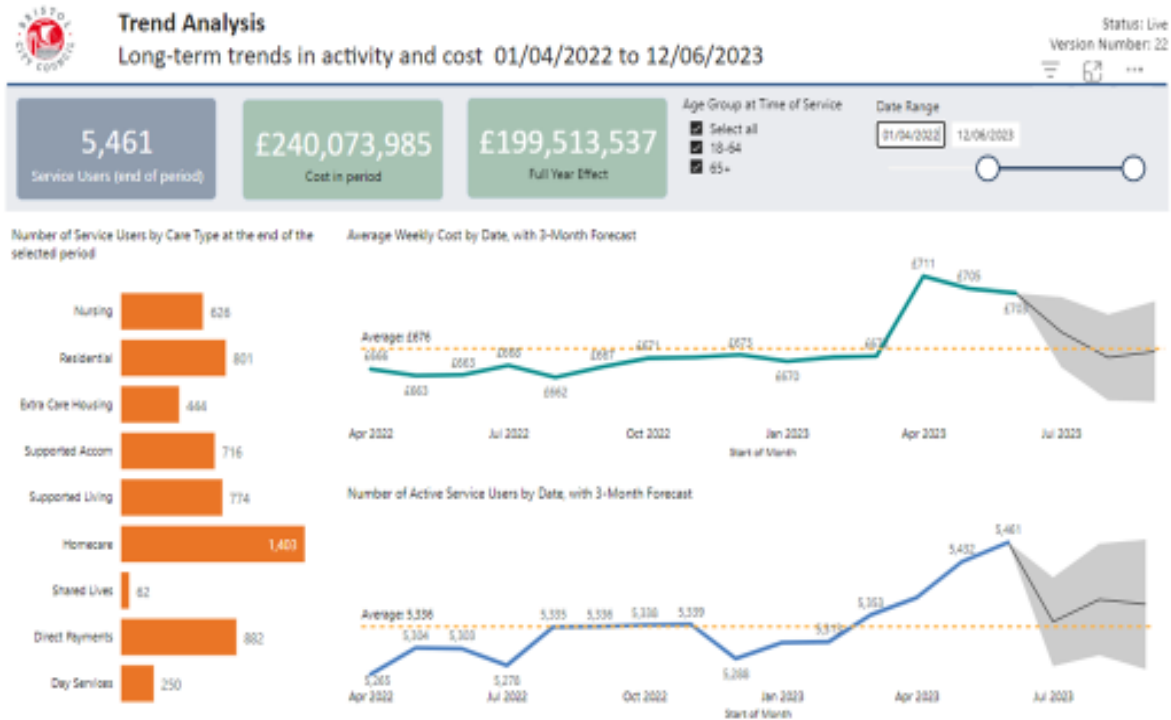


Table 8 – Adult Purchasing Trend Analysis - For Service Users Under 65 Years Old (18 – 64) From 01/04/2022 To 12/06/2023

Trend Under 65 1/4/2022

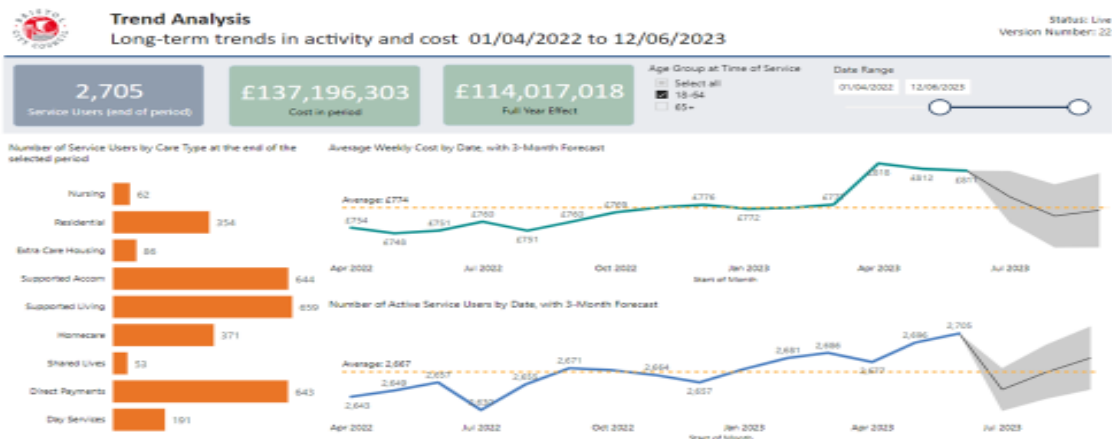
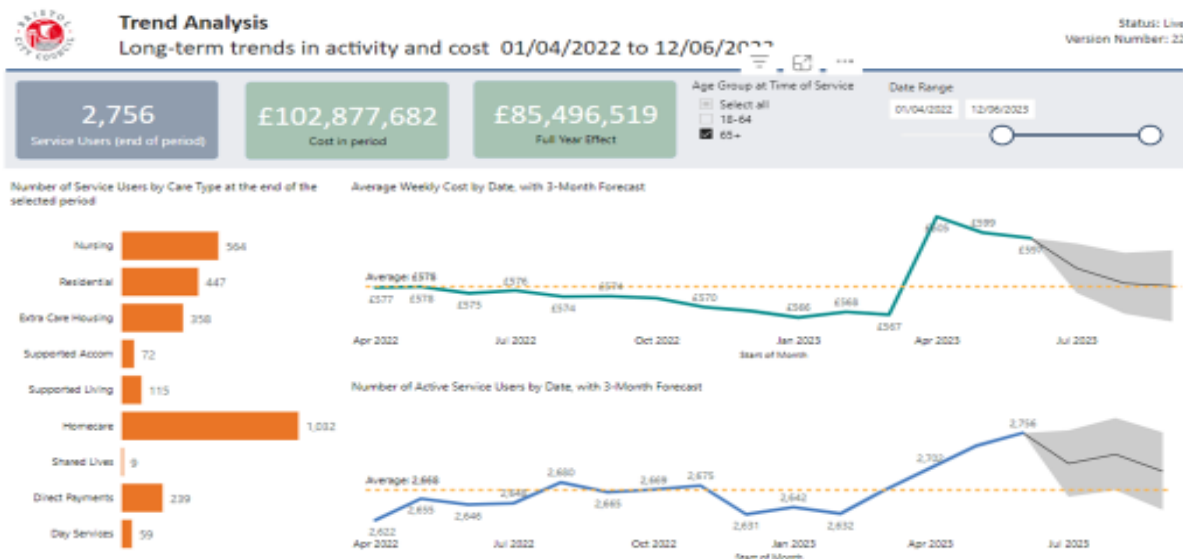


Table 9 – Adult Purchasing Trend Analysis - For Service Users Over 65 Years Old From 01/04/2022 To 12/06/2023

Trend 65+



Savings Delivery

Adult Social Care (ASC) has a significant savings challenge, to deliver a balanced budget position. Based on the current forecast, ASC has circa £4.3m savings still to be achieved plus circa £12m of adult purchasing pressures to be mitigated to deliver a balanced position.

23/24 Adults Directorate Savings Target (£'000s):				9,640		
Saved to this PC						
	This month			Last month		
	Total value of savings (£'000s)	Value at risk (£'000s)	Proportion at risk	Total value of savings (£'000s)	Value at risk (£'000s)	Proportion at risk
No - savings are at risk	4,776	1,438	30%	N/A - first month of report in 23/24 - no data for last month		
Yes - savings are safe	4,864	0	0%			
SAVING CLOSED - CONFIRMED AS 'SECURED & DELIVERED'	0	0	n/a			
NO RAG PROVIDED	0	0	n/a			
Grand Total	9,640	1,438	15%			
Represents increased cost rather than saving	-625	0	0%			
n/a - represents last year's saving was due one off only	0	0	n/a			
Grand Total	9,015	1,438	16%			
n/a - represents a saving was mitigated last year	-2,413					
WRITTEN OFF	0					
Grand Total	6,602	1,438	22%			

Top 5 largest savings at risk in year (ordered by size of saving at risk)		
ID	Name of Proposal	Value at Risk in 23/24 (£'000)
2324-P10	Adult Social Care Purchasing Budget	£ 1,000
2324-PS	Redfield Lodge	£ 338
NEW2223_ASCL1b	Review the Bristol Community Meals service delivery	£ 100

Mitigated savings from previous years' that remain 'due' for delivery this year (£m)		
	Amount due from previous year(s):	£ 2.41
	Amount reported at risk:	£ 0.10

Key Changes since last month

1.N/a (first month of reporting for the new Financial year)

Key messages/ Comments

- The Adults Directorate starts the 23/24 FY year with 14 savings lines targeting £9.6m of savings (£9m when accounting for 3 additional savings which represent £0.6m increased costs in 23/24).
- Note this target includes £2.4m of undelivered rollovers from last year that remain due - for which there are several large value items worth £0.5m each. The majority of these are reporting as safe/not at risk in 23/24 (only £0.1 of the £2.4m reporting as at risk).
- The largest savings at risk are shown in the top right corner - which shows the new 23/24 saving "Adult Social care purchasing budget" as the largest reported saving at risk for the Directorate at present (£1m at risk of £4m target). However, further savings will be needed from the purchasing budget in order to deliver a balanced budget in 23/24.
- The Adult Social Care Transformation Programme supports a range of savings but some savings also sit outside of the core programme as 'service led'.

Note nil reporting for Public Health & Communities savings.

Section B: Risks and Opportunities

Below are the potential risks currently identified by Adult Social Care in respect of 2023/24 savings targets for the service.

Division	Service	Risk or Opportunity	Description of Impact	Risk (Opportunity) £'000	Likelihood %	Net Risk (Opportunity) £'000
14	ASC - Locality Team	Risk	Potential overspend of Adult Purchasing budget which will impact on 2023/24 savings target of £4m not being delivered	4,000	25%	1,000
14	Redfield Lodge	Risk	Potential risk to delivery of income leading to budget overspend.	317	50%	158
14	Concord Lodge	Risk	Potential risk of delay of finalisation and decision on service proposals leading to service overspend.	TBC	TBC	TBC
14	Bristol Community	Risk	Potential risk of delay of finalisation and decision on service proposals leading to service overspend.	TBC	TBC	TBC
14	ASC - Locality Team	Risk	Hospital discharge costs may exceed discharge grant and other funding assumptions resulting in adult purchasing budget pressures	TBC	TBC	TBC
14	ASC - Various	Risk	Adult Purchasing Budgets	6,411	100%	6,411
Total						7,569

Communities and Public Health

At the end of Period 2 both the Public Health Grant and the Communities general fund services continue to report no variance to budget.

Section C: Capital

Approved Budget	Revised Budget	Expenditure to Date	Forecast Outturn	Outturn Variance
£2.1m	£2.1m	£0.0m	£2.1m	£0m
		0.00% of Budget	100% of Budget	

Gross Expenditure by Programme

Ref	Scheme	Current Year (FY2023) - Period 2				Performance to budget	
		Budget	Expenditure to Date	Forecast	Variance	Expenditure to date	Forecast
£000s						%	
Adult & Communities							
CRF1	Covid Recovery Fund – Community Improvements	1,000	0	1,000	0	0%	100%
PE06B	Adult Social Care – Better Lives at Home Programme	1,116	1	1,116	0	0%	100%
Total Adult & Communities		2,116	1	2,116	0	0%	100%

Key Messages:

There are no significant variances to report on Adult and Communities capital programme.